

**O.E. PIECE NOS. 254005
254006**

**AIR HYDRAULIC
INTENSIFIER**

**CATALOG
11-D-3**

KEY NO.	PIECE NO.*	QTY.	DESCRIPTION	KITS
1	250618	1	MASTER CYLINDER & RESERVOIR ASSY.	—
2	250619	1	MASTER CYLINDER ASSEMBLY	—
3	264636	1	ACTUATOR ASSEMBLY	—
4	264639	1	PUSH ROD & DIAPHRAGM ASSY.	—
5	2259642	1	CAP & LEVEL INDICATOR ASSY.	—
6	251833	1	DUST BOOT	—
7	—	1	O-RING SEAL	104641 104683 254007
8	—	1	TILT VALVE ASSY.	254007
9	—	1	PISTON RETURN SPRING	254007
10	—	1	PISTON ASSEMBLY	254007
11	—	1	O-RING SEAL	104642 254007
12	—	2	CLAMP RING BOLT	105144
13	—	1	CLAMP RING	105144
14	—	2	CLAMP RING NUT	105144

KEY NO.	PIECE NO.*	QTY.	DESCRIPTION	KITS
15	—	2	NUT	104642
16	—	2	WASHER	104642
17	—	1	GASKET	104642
18	—	1	NUT ASSEMBLY	104641 104683
19	—	1	RESERVOIR BODY ASSY.	104683

The AH-1 Air Hydraulic Intensifier is a hydraulic brake power booster which utilizes compressed air for its power assist. Its function is to convert air pressure to hydraulic pressure for use in the brake system.

The AH-1 consists of three major component groups: a specially designed type 30 air actuator, a single piston master cylinder and a brake fluid reservoir.

For Service/Maintenance information see Service Data Sheet SD-11-1326

VMRS No. 13-006-013
Device Code 1326

KIT NO.	PAGE NO.	DESCRIPTION
104641	11-D-4	RESERVOIR ATTACHMENT KIT
104642	11-D-4	ATTACHMENT KIT
104683	11-D-5	RESERVOIR & ATTACH. KIT
105144	11-D-5	CLAMP RING KIT
254007	11-D-6	MASTER CYLINDER KIT

*DETAILS AND ASSEMBLIES WITHOUT A PIECE NUMBER SHOWN ARE AVAILABLE IN KITS ONLY.

**ORIGINAL EQUIPMENT
SERVICE NEW**

AH-1B ASSEMBLY PC. NO.	MOUNTING BRACKET POSITION
254005	FIG. 1
254006	FIG. 2

ASSEMBLY PC. NOS. INCLUDE ALL DETAILS SHOWN ON PAGE 11-D-2.

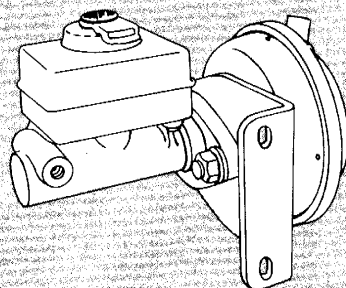


FIG. 1

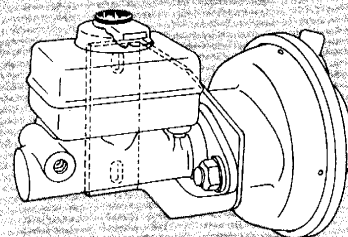
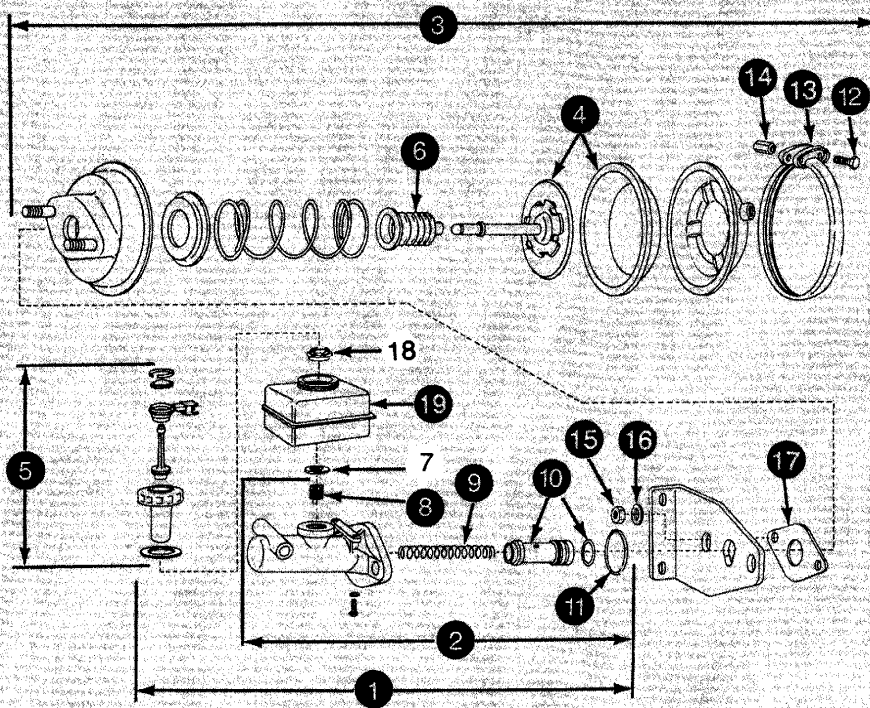


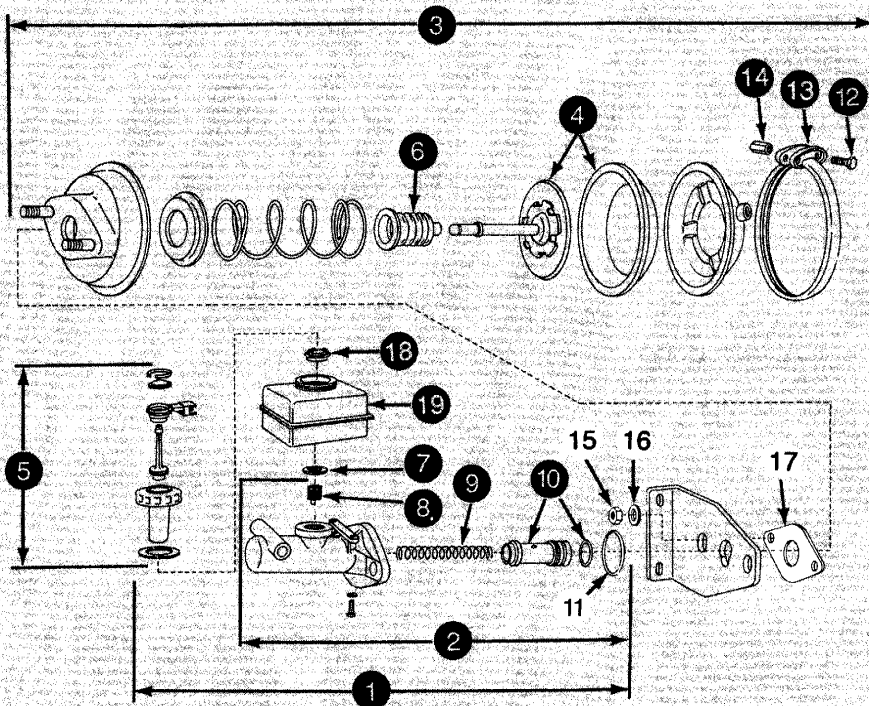
FIG. 2



**RESERVOIR ATTACHMENT KIT
104641 CONSISTS OF:**

KEY NO.	QTY.	DESCRIPTION
7	1	O-RING SEAL
18	1	NUT ASSY.

**MAINTENANCE KIT
104642**



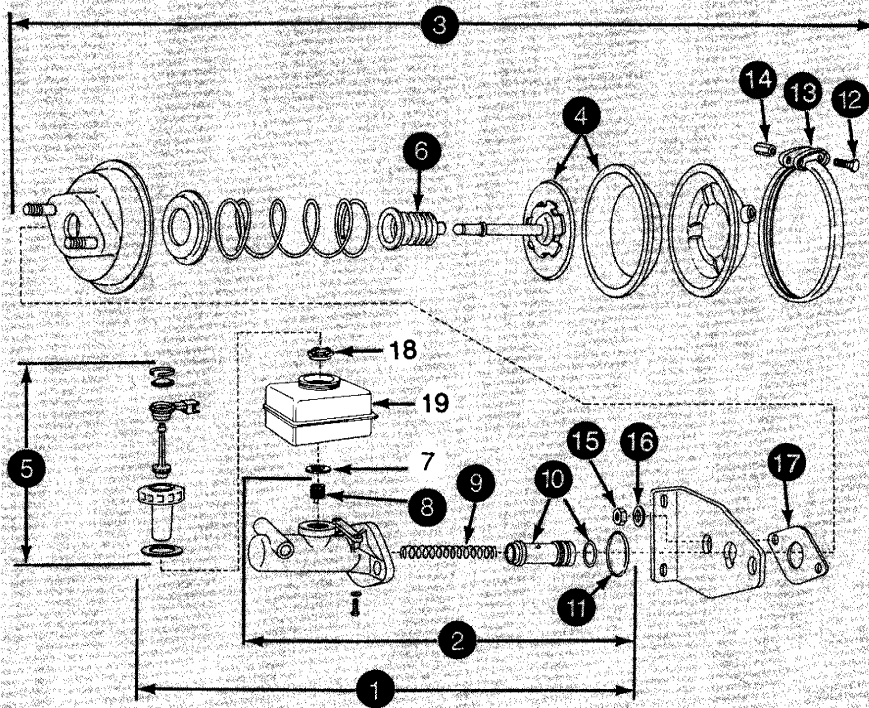
**ASSEMBLY ATTACHMENT KIT
104642 CONSISTS OF:**

KEY NO.	QTY.	DESCRIPTION
11	1	O-RING SEAL
15	2	NUT
16	2	WASHER
17	1	GASKET

**MAINTENANCE KIT
104683**

AH-1B

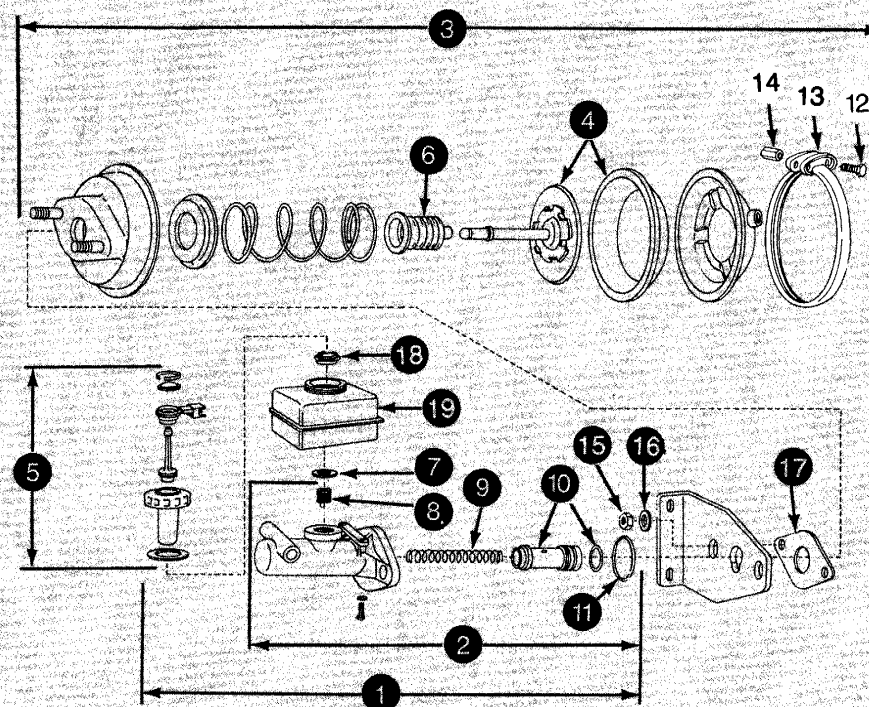
**CATALOG
11-D-5**



**RESERVOIR & ATTACHMENT KIT
104683 CONSISTS OF:**

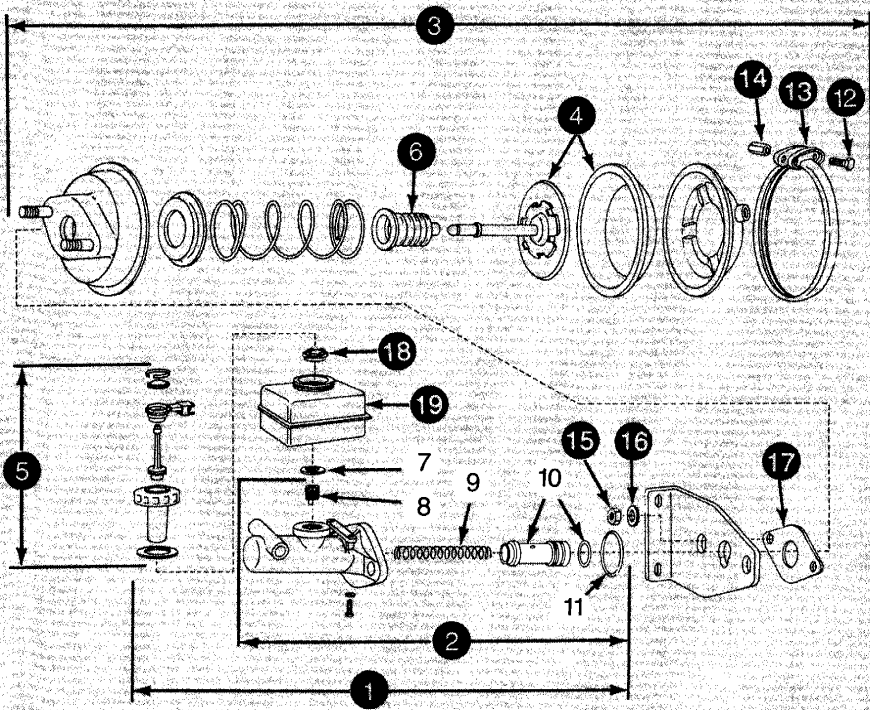
KEY NO.	QTY.	DESCRIPTION
7	1	O-RING SEAL
18	1	NUT ASSEMBLY
19	1	RESERVOIR BODY ASSY.

**MAINTENANCE KIT
105144**



**CLAMP RING REPAIR KIT
105144 CONSISTS OF:**

KEY NO.	QTY.	DESCRIPTION
12	2	CLAMP RING BOLT
13	1	CLAMP RING
14	2	CLAMP RING NUT



**MASTER CYLINDER REPAIR
KIT 254007 CONSISTS OF:**

KEY NO.	QTY.	DESCRIPTION
7	1	O-RING SEAL
8	1	TILT VALVE ASSEMBLY
9	1	PISTON RETURN SPRING
10	1	PISTON ASSEMBLY
11	1	O-RING SEAL