



Bendix Parts Catalog

CATALOG 01-C-1

Compressors

TU-FLO 400

The Tu-Flo 400 Compressor is an engine driven, two cylinder, reciprocating type Compressor with a displacement of 7¼ cu. ft. per min. at 1250 R.P.M.

It is available as: Vertical mount - Water or Air cooled - Engine Lubricated, Side or Offset mount - Water or Air cooled - Engine Lubricated, Flange mount - Water cooled - Engine lubricated, Vertical mount - Air cooled - Self lubricated. Also available is some configurations above with Water cooled Head - Air cooled Block.

OPERATING LIMITATIONS: Maximum crankshaft speed with air cooling- 2400 RPM
 Maximum crankshaft speed with water cooling - 3000 RPM- 3000 RPM
 Maximum discharge temperature - 400°F

FOR INSTALLATION & MAINTENANCE INFORMATION, SEE SD-01-2 MAINTENANCE PAMPHLET.

EXCHANGE AND CHANGEVER INFORMATION

Tu-Flo 400 Compressors are available either as an original equipment piece number or a remanufactured/exchange number.

Two reference schedules are listed for every piece number: one list combines both the O.E.M. number and the exchange number with accompanying major part details and other pertinent information. The second schedule lists all O.E.M., Standard exchange and changeover piece numbers in addition to optional numbers which can be used in the event the standard exchange compressor is not readily available.

NOTE: Detail Parts for Exchange Compressors (i.e. Crankcases, Crankshafts, Blocks, etc. are not available as service parts) Exchange Compressors are not equipped with external parts or fittings. Connecting Rod Material and Type Brgs. used will be at Bendix Option.

FIELD MAINTENANCE KITS AND SERVICE PARTS LISTING

DESCRIPTION	PC. NO.
FIELD MAINTENANCE KIT	229416
UNLOADER KIT	279614
GASKET SET	280511
PISTON RING SET (STD.) 4 RING	226721
PISTON RING SET (.010 O.S.) 4 RING	226722
PISTON RING SET (.020 O.S.) 4 RING	226723
PISTON RING SET (.030 O.S.) 4 RING	226724
PISTON RING SET (STD.) 3 RING	289603
PISTON RING SET (.010 O.S.) 3 RING	289604
PISTON RING SET (.020 O.S.) 3 RING	289605
PISTON RING SET (.030 O.S.) 3 RING	289606
PISTON & WRIST PIN KIT (STD.)	289438
PISTON & WRIST PIN KIT (.010 O.S.)	289439
PISTON & WRIST PIN KIT (.020 O.S.)	289440
PISTON & WRIST PIN KIT (.030 O.S.)	289441
ALUMINUM CONN. RODS WITHOUT INSERTS	229083
ALUMINUM CONN. ROD WITH STD. INSERTS	229082
CONN. ROD INSERT KITS (STD.) EACH KIT CONTAINS 2 INSERTS	282763
CONN. ROD INSERT KITS (.010 O.S.) EACH KIT CONTAINS 2 INSERTS	282764
CONN. ROD INSERT KITS (.020 O.S.) EACH KIT CONTAINS 2 INSERTS	282765
CONN. ROD INSERT KITS (.030 O.S.) EACH KIT CONTAINS 2 INSERTS	282766

NOTE: INSERT KITS ARE PACKAGED 10 PER CARTON. ORDER IN LOTS OF 10 TO FACILITATE HANDLING.

MAINTENANCE KIT FOR TF-400 COMPRESSORS

MAINTENANCE KIT PC. NO. 229416
 CONSISTS OF THE FOLLOWING:

QUAN.	PC. NO.	DESCRIPTION
1	279614	UNLOADER KIT
2	239395	INLET VALVE GUIDE
2	236125	INLET VALVE
2	236126	INLET VALVE SPRING
1	236179	CYLINDER HEAD GASKET (WATER COOLED)
1	236571	CYLINDER HEAD GASKET (AIR COOLED)
2	203102	DISCHARGE VALVE
2	210468	DISCHARGE VALVE SPRING
1	204820	CYL. HEAD FITTING GASKET
1	239292	FILTER ELEMENT
1	236577	GOVERNOR GASKET

THE FOLLOWING PARTS ARE USED
 OPTIONALLY ON TF-400 COMPRS:

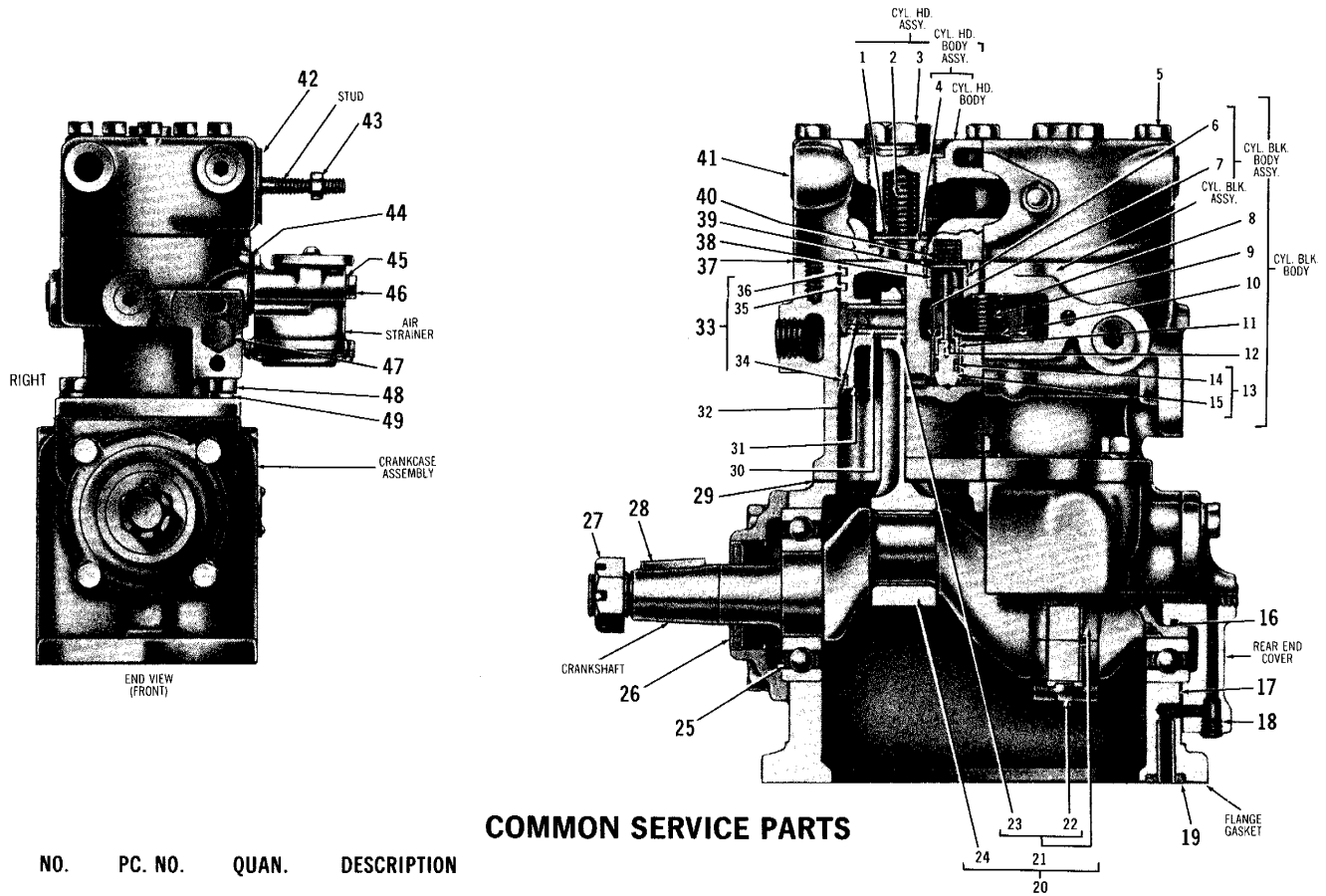
204820	DISCHARGE FTG. GASKET
243340	AIR STRAINER GASKET (279900 STR.)
236170	AIR STRAINER GASKET (226469 STR.)
236577	GOV. GASKET
211347	CRANKSHAFT KEY
202926	CRANKSHAFT NUT

IMPORTANT!

When changing over to a different size compressor, it is extremely important to check to be certain operational limitations are not exceeded. Compressor speed, cooling, lubrication, drive mechanism and interference should be checked to insure proper operation.

THE PARTS LISTED BELOW ARE STANDARD ON TF-400 COMPRESSORS

REFER TO PAGES 5 THRU 43 FOR FURTHER SPECIFIC DETAIL PARTS ON CYLINDER HEADS, CYLINDER BLOCKS, CRANKCASE ASSEMBLIES, CRANK SHAFTS, END COVERS ETC.



COMMON SERVICE PARTS

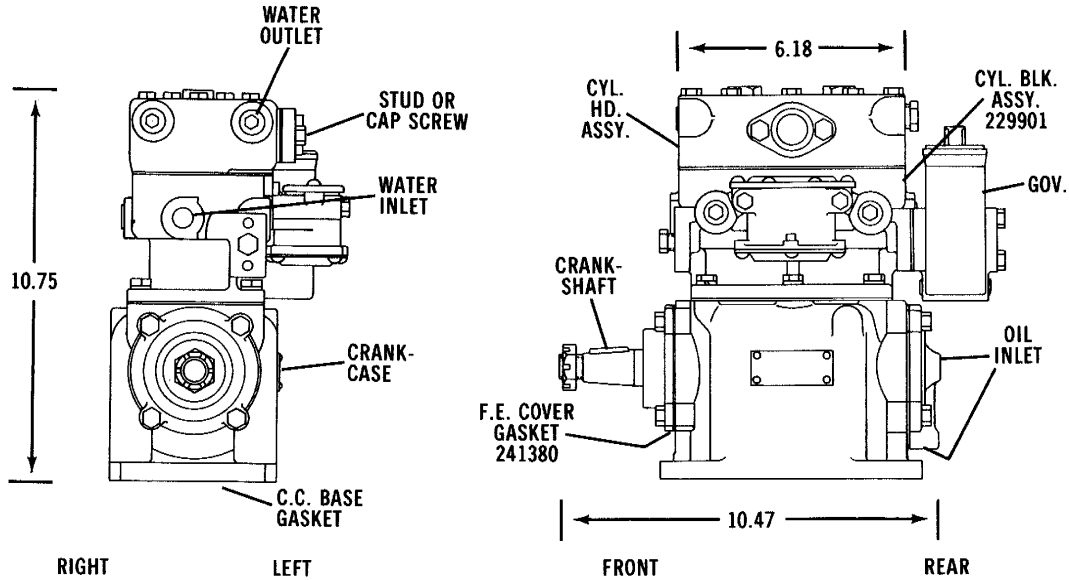
NO.	PC. NO.	QUAN.	DESCRIPTION
SEE SCHEDULE		1	CYLINDER HEAD ASSY.
1	203102	2	DISCHARGE VALVE
2	210468	2	DISCHARGE VALVE SPRING
3	210469	2	DISCHARGE VALVE CAP NUT
SEE SCHEDULE		1	CYLINDER HEAD BODY ASSY.
4	236219	2	DISCHARGE VALVE SEAT
SEE SCHEDULE		1	CYLINDER HEAD BODY
5	237317	8	CAP SCREW
SEE SCHEDULE		1	CYLINDER BLOCK ASSY.
SEE SCHEDULE		1	CYLINDER BLOCK BODY ASSY.
6	236118	2	INLET VALVE SEAT
7	238805	2	BUSHING
SEE SCHEDULE		1	CYL. BLK. BODY
8	A	1	UNLOADER SPRING SEAT
9	A	1	UNLOADER SPRING
10	A	1	UNLOADER SPRING SADDLE
11	A	2	UNLOADER PLUNGER GUIDE
12	A	2	UNLOADER PLUNGER
13	A	2	UNLOADER PISTON ASSY.
14	A	2	BACK-UP RING
	A	2	GROMMET
15	A	2	UNLOADER PISTON
16	203028	1	OIL SEAL RING
17	203052	1	END COVER GASKET
18	203008	1	PIPE PLUG, 1/4"
19	203742	1	OIL SEAL GASKET
20	B	2	CONN. ROD COMPLETE
21	B	2	CONN. ROD & CAP ASSY.
22	B	4	BOLT
23	B	2	WRIST PIN BUSHING
24	238597	4	LOCK WASHER
25	236120	2	BALL BEARING
26	243053	1	OIL SEAL
27	203571	1	NUT
28	211347	1	KEY
29	202898	1	CYLINDER BLOCK GASKET
30	292524	2	WRIST PIN
31	292520	2	PISTON
32	292392	4	WRIST PIN BUTTON
33	289603	1	PISTON RING SET (STD.)
34	C	2	PISTON RING
35	C	2	PISTON RING
36	C	2	PISTON RING
37	236179	1	CYL. HD. GASKET (WATER COOLED)
	236571	1	CYL. HD. GASKET (AIR COOLED)
38	239395	2	INLET VALVE GUIDE
39	236125	2	INLET VALVE
40	236126	2	INLET VALVE SPRING
41	238807	6	PIPE PLUG, 3/8"
42	204820	1	DISCH. FITTING GASKET
43	203145	2	NUT
44	236170	1	STRAINER GASKET
45	237648	2	LOCK WASHER
46	210106	2	CAP SCREW
47	230111	1	PIPE PLUG, 1/4"
48	212935	6	CAP SCREW
49	237686	6	LOCK WASHER

A — FOR SERVICE REPLACEMENT USE UNLOADER KIT PC. NO. 279614 SHOWN ON PG. 2.
B — FOR SERVICE REPLACEMENT, USE PC. NO. 229082 SHOWN ON PG. 2.

C — AVAILABLE ONLY IN SETS SHOWN ON PG. 2.

THIS CATALOG SECTION (PAGES 01-C-1 THRU 01-C-43)
SUPERSEDES CATALOG BOOKLET 01-C-1 PRINTED 2/76

VERTICAL MOUNT — WATER COOLED — 4 HOLE BASE



REMFR. EXCH. AND CHANGEOVER SELECTIONS

TF-400 COMPR. PC. NO.	STD. REMFR. EXCH.	OPTIONS	CHANGEOVER TO/FROM		
			TF-500 EQUIV.	TF-501 EQUIV.	TF-600 EQUIV.
101142*	101142	289158	—	—	—
101242*	101242	281286, 282783, 283502, 283504	—	—	—
226085	227400	226433, 226688, 226718, 277055	227320	286526	280602
226335	227403	226557, 226558, 226706, 279310	227322	286527	280604
226365	227401	226434, 226463, 226518, 226519	227322	286527	280604
226433	227400	226688, 226716, 277055, 279349	227320	286526	280602
226434	227401	226463, 226518, 226519, 226520	227322	286527	280604
226463	227401	226518, 226519, 226520, 275781	227322	286527	280604
226518	227401	226519, 226520, 226659, 275781	227322	286527	280604
226519	227401	226520, 226659, 277056, 277342	227322	286527	280604
226520	227401	226659, 277056, 277342, 275781	—	—	—
226557	227403	SUPERSEDED BY 226558	227322	286527	280604
226558	227403	226706, 279310, 279313, 283600	227322	286527	280604
226562	227402	226705, 287132, 279512, 281592	227320	286526	280602
226659	227401	277056, 281094, 277342, 275781	227322	286527	280604
226688	227400	226716, 277055, 279349, 281786	227320	286526	280602
226689	227404	276791, 277636	227323	286526	280605
226705	227402	287132, 279512, 281592, 281715	227320	286526	280602
226706	227403	279310, 279313, 283600, 284014	227322	286527	280604
226716	227400	277055, 279349, 281786, 282462	227320	286526	280602
226727	227402	226755, 226893, 226948, 227739	227320	286526	280602
226755	227402	226893, 226948, 227739, 228137	227320	286526	280602
226760	227400	226984, 227220, 227227, 227405	227320	286526	280602
226849	226849	275833	—	—	—
226893	227402	226948, 227739, 228137, 227047	227320	286526	280602
226948	227402	227739, 228137, 227047, 228991	227320	286526	280602
226981	226981	—	—	—	—
226982	226981	—	—	—	—
226984	227400	227220, 227227, 227405, 228503	227320	286526	280602
227047	227402	SUPERSEDED BY 229092	227320	286526	280602
227110	227403	227171, 227284, 227563, 227872	227322	286527	280604
227155	227401	227206, 227279, 227970, 275781	227322	286527	280604
227171	227403	227284, 227563, 227872, 228670	227322	286527	280604
227220	227400	227227, 227405, 228503, 228827	227320	286526	280602
227227	227400	227405, 228503, 228827, 228596	227320	286526	280602
227279	227401	227970, 228103, 275350, 275781	227322	286527	280604
227284*	227403	227563, 227872, 228670, 228902	—	—	—
227400*	227400	278555, 227405, 281879, 226760	227320	286526	280602
227401*	227401	278469, 281787, 282126, 275781	227322	286527	280604
227402*	227402	278556, 279319, 279863, 281156	227320	286526	280602
227403*	227403	278503, 278554, 282968, 285593	227322	286527	280604
227404*	227404	226689, 276791, 277636	227323	286526	280605
227405*	227400	228503, 228827, 228596, 276360	227320	286526	280602
227410*	227401	227206, 228103, 275350, 275781	227322	—	280611
227548	227402	SUPERSEDED BY 229093	227320	286526	280602
227551	227402	SUPERSEDED BY 229094	227320	286526	280602
227563	227403	227872, 228670, 228902, 229096	227322	286527	280604
227739	227402	SUPERSEDED BY 229056	227320	286526	280602
227864	227864	—	—	—	—
227872	227403	228670, 228902, 229096, 229461	227322	286527	280604

PRINTED IN U.S.A.

VERTICAL MOUNT — WATER COOLED — 4 HOLE BASE

REMFR. EXCH. AND CHANGEOVER SELECTIONS

TF-400 COMPR. PC. NO.	STD. REMFR. EXCH.	OPTIONS	CHANGEOVER TO/FROM		
			TF-500 EQUIV.	TF-501 EQUIV.	TF-600 EQUIV.
227970	227401	228103, 275350, 275781, 275989	227322	286527	280604
228103	227401	275350, 275781, 275989, 276143	227322	286527	280604
228137	227402	227047, 228991, 229056, 229092	227320	286526	280602
228399	228399	—	—	—	—
228439	228439	—	—	—	—
228503	227400	228827, 228596, 276360, 277082	227320	286526	280602
228596	227400	276360, 277082, 277130, 277395	227320	286526	280602
228670	227403	228902, 229096, 229461, 229569	—	—	—
228827	227400	228596, 276360, 277082, 277130	227320	286526	280602
228898	228898	—	—	—	—
228902	227403	229096, 229461, 229569, 229774	227322	286527	280604
228906	227403	229096, 229461, 229569, 229774	227322	286527	280604
228991	227402	229056, 229092, 229094, 227551	227320	286526	280602
229056	227402	229092, 229094, 227551, 229159	227320	286526	280602
229057	229057	—	—	—	—
229092	227402	229094, 227551, 229159, 229183	227320	286526	280602
229093	227402	279319, 279863, 281156, 282127	227320	286526	280602
229094	227402	227551, 229159, 229183, 229460	227320	286526	280602
229096	227403	229461, 229569, 229774, 227110	227322	286527	280604
229159	227402	229183, 229460, 229670, 275391	—	—	—
229183	227402	229460, 229670, 275391, 275751	227320	286526	280602
229460	227402	229670, 275391, 275751, 275784	227320	286526	280602
229461	227403	229569, 229774, 227110, 277801	—	—	—
229569	227403	229774, 227110, 277801, 226335	227322	286527	280604
229670	227402	275391, 275751, 275784, 276384	227320	286526	280602
229774	227403	227110, 277801, 226335, 226557	227322	286527	280604
275063	275063	276109, 276912, 279071	—	—	—
275350	227401	275781, 275989, 276143, 276323	227322	286527	280604
275391	227402	275751, 275784, 276384, 276550	—	—	—
275751	227402	275784, 276384, 276550, 277803	227320	286526	280602
275781	227401	275989, 276143, 276323, 276388	227322	286527	280604
275784	227402	276384, 276550, 277803, 277935	227320	286526	280602
275833	226849	—	—	—	—
275989	227401	276143, 276323, 276388, 276389	227322	286527	280604
276109	275063	276912, 279071	—	—	—
276143	227401	276323, 276388, 276389, 276782	227322	286527	280604
276323	227401	276388, 276389, 276782, 277248	227322	286527	280604
276360	227400	277082, 277130, 277395, 226085	—	—	—
276384	227402	276550, 277803, 277935, 226562	227320	286526	280602
276388	227401	276389, 276782, 277248, 277343	227322	286527	280604
276389	227401	276782, 277248, 277343, 277410	227322	286527	280604
276550	227402	277803, 277935, 226562, 226705	227320	286526	280602
276782	227401	277248, 277343, 277344, 275781	227322	286527	280604
276791	227404	277636, 226689	—	—	—
276912	275063	276109, 279071	—	—	—
277055	227400	279349, 281786, 282462, 278555	227320	286526	280602
227056	227401	277342, 281094, 278469, 275781	227322	286527	280604
277082	227400	277130, 277395, 226085, 226433	227320	286526	280602
277130	227400	277395, 226085, 226433, 226688	227320	286526	280602
277248	227401	277343, 277344, 277582, 226365	227322	286527	280604
277252	279310	227403	—	—	—

VERTICAL MOUNT — WATER COOLED — 4 HOLE BASE

REMF. EXCH. AND CHANGEOVER SELECTIONS

TF-400 COMPR. PC. NO.	STD. REMF. EXCH.	OPTIONS	CHANGEOVER TO/FROM		
			TF-500 EQUIV.	TF-501 EQUIV.	TF-600 EQUIV.
277342	227401	281094, 278469, 281787, 282126	227322	286527	280604
277343	227401	277344, 277582, 226365, 226434	227322	286527	280604
277344	227401	277582, 226365, 226434, 226463	227322	286527	280604
277395	227400	226085, 226433, 226688, 226716	227320	286526	280602
277582	227401	226365, 226434, 226463, 226518	227322	286527	280604
277636	227404	276791, 226689	—	—	—
277801	227403	226335, 226557, 226558, 226706	—	—	—
277803	227402	277935, 226562, 226705, 287132	—	—	—
277855	277855	280258	—	—	—
277935	227402	226562, 226705, 287132, 279512	227320	286526	280602
278469	227401	281787, 282126, 227155, 227970	227322	286527	280604
278503	227403	278554, 282968, 285593, 277252	—	—	—
278554	227403	282968, 285593, 277252, 227110	227322	286527	280604
278555	227400	227405, 281879, 226760, 226984	227320	286526	280602
278556	227402	279319, 279863, 281156, 282127	227320	286526	280602
278858	278858	279389	—	—	—
279310	227403	279313, 283600, 284014, 284796	227322	286527	280604
279313	227403	283600, 284014, 284796, 278503	227322	286527	280604
279319	227402	279863, 281156, 282127, 284283	227320	286526	280602
279349	227400	281786, 282462, 278555, 281879	227320	286526	280602
279389	278858	—	—	—	—
279512	227402	281592, 281715, 278556, 279319	227320	286526	280602
279696	279696	—	—	—	—
279701	275063	276109, 276912	—	—	—
279863	227402	281156, 282127, 284283, 227548	227320	286526	280602
280258	277855	—	—	—	—
281094	227401	278469, 281787, 282126, 275781	227322	286527	280604
281156	227402	282127, 284283, 227548, 226727	227320	286526	280602
281286	101242	282783, 283502, 283504	—	—	—
281592	227402	281715, 278556, 279319, 279863	227320	286526	280602
281715	227402	278556, 279319, 279863, 281156	227320	286526	280602
281786	227400	282462, 278555, 281879, 226760	227320	286526	280602
281787	227401	227970, 227155, 282126, 228103	227322	286527	280604
281879	227400	227405, 227227, 226760, 277130	227320	286526	280602
282126	227401	228103, 227970, 227155, 282126	227322	286527	280604
282127	227402	284283, 227548, 226727, 226755	227320	286526	280602
282462	227400	278555, 281879, 226760, 226984	227320	286526	280602
282783	101242	283502, 283504, 101242	277323	286526	280605
282968	227403	285593, 277252, 227110, 227171	—	—	—
283502	101242	282783, 283504	—	—	—
283504	101242	282783, 283502	—	—	—
283600	227403	284014, 284796, 278503, 278554	227322	286527	280604
284014	227403	284796, 278503, 278554, 282968	227322	286527	280604
284283	227402	227548, 226727, 226755, 226893	227320	286526	280602
284796	227403	278503, 278554, 282968, 285593	277322	286527	280604
285593	227403	277252, 227110, 227171, 227284	227322	286527	280604
287132	227402	279512, 281592, 281715, 278556	—	—	—
289158	101142	—	—	—	—
289687	289688	—	—	—	—
289688	289688	289687	—	—	—

VERTICAL MOUNT — WATER COOLED — 4 HOLE BASE
SUB ASSY AND DETAIL REFERENCE

TF-400 COMPR. PC. NO.	CYL. HD. ASSY.	CRANK- CASE BODY OR C.C. ASSY.	CRANK- SHAFT	REAR END CVR GSKT OR "O" RING	FRONT BEARING TYPE	REAR BEARING TYPE	STUD OR CAP SCREW	THRUST WASHER (REAR)	AIR INLET LOCATION	AIR STR. OR INLET FITTING	AIR DISCH. LOCATION	GOV. **	GOV. LOCATION	WATER PORTS		OIL INLET LOCATION	REAR END COVER	C.C. BASE GASKET
														INLET 3/8	OUTLET 3/8			
101142*	—	—	—	—	—	—	—	—	LEFT	—	LEFT	—	OPEN	OPEN	OPEN	REAR	—	292518
101242*	—	—	—	—	—	—	—	—	LEFT	—	LEFT	—	OPEN	OPEN	OPEN	REAR	—	292518
226085	226078	203035	230527	203052	BALL	BALL	230672	—	LEFT	226469	LEFT	—	L RR	REAR	REAR	BASE	230529	211376
226335	226078	211375	230527	203052	BALL	BALL	230672	—	LEFT	—	LEFT	—	L RR	REAR	R FRT	BASE	230910	211376
226365	226078	203035	230527	203052	BALL	BALL	230672	—	RIGHT	226469	RIGHT	—	R RR	FRONT	L FRT	BASE	230529	211376
226433	226078	203035	230527	203052	BALL	BALL	230672	—	LEFT	—	LEFT	—	L RR	R & RR	L FRT	BASE	230529	211376
226434	226078	231913	230527	203052	BALL	BALL	230672	—	RIGHT	—	RIGHT	—	R RR	L & RR	R FRT	BASE	230529	211376
226463	226078	203035	230527	203052	BALL	BALL	230672	—	RIGHT	226469	RIGHT	226363	R RR	FRONT	L FRT	BASE	230529	211376
226518	226078	203035	230527	203052	BALL	BALL	233798	—	RIGHT	226469	RIGHT	226363	R RR	FRONT	R FRT	BASE	230529	211376
226519	226078	203035	230527	203052	BALL	BALL	233798	—	RIGHT	226469	RIGHT	226363	L FRT	FRONT	R FRT	BASE	230529	211376
226520	226078	235493	230527	203052	BALL	BALL	233798	—	RIGHT	226469	RIGHT	226363	L RR	FRONT	R FRT	BASE	230529	211376
226557	226078	211375	230527	203052	BALL	BALL	230992	—	RIGHT	226469	RIGHT	—	L RR	FRONT	L RR	REAR	230910	—
226558	226078	211375	230527	203052	BALL	BALL	237315	—	RIGHT	226469	RIGHT	226363	R RR	LEFT	FRT & L RR	REAR	230910	—
226562	226078	211375	230527	203052	BALL	BALL	230672	—	LEFT	226469	LEFT	226363	R RR	FRONT	R RR	REAR	230910	211376
226659	226078	231913	230527	203052	BALL	BALL	230672	—	RIGHT	226469	RIGHT	—	R RR	REAR	L RR	BASE	230529	211376
226688	226078	203035	230527	203052	BALL	BALL	230672	—	LEFT	226469	LEFT	—	L RR	REAR	L FRT	BASE	230529	211376
226689	226078	211375	230527	203052	BALL	BALL	230672	—	LEFT	226469	LEFT	—	L RR	REAR	R FRT	BASE	233598	211376
226705	226078	211375	230527	203052	BALL	BALL	230672	—	LEFT	226469	LEFT	—	L RR	REAR	R RR	REAR	230910	211376
226706	226078	211375	230527	203052	BALL	BALL	230672	—	RIGHT	226469	RIGHT	—	R RR	REAR	L RR	REAR	230910	211376
226716	226078	203035	230527	203052	BALL	BALL	230672	—	LEFT	226469	LEFT	226363	L RR	FRONT	R FRT	BASE	230529	—
226727	226078	211375	230527	203052	BALL	BALL	233798	—	LEFT	226469	LEFT	—	L FRT	FRONT	R FRT	BASE	230910	211376
226755	226078	211375	230527	203052	BALL	BALL	230672	—	LEFT	—	LEFT	226363	L RR	FRONT	R FRT	REAR	230910	211376
226760	226078	203035	230527	203052	BALL	BALL	235451	—	LEFT	—	LEFT	—	L RR	REAR	R FRT	BASE	230529	211376
226849	226078	212192	211968	203052	BALL	BALL	230672	—	RIGHT	—	RIGHT	—	R RR	REAR	FRONT	REAR	203598	211376
226893	226078	211375	230527	203052	BALL	BALL	230672	—	LEFT	226079	LEFT	227087	L RR	FRONT	L FRT	REAR	230910	211376
226948	226078	211375	230527	203052	BALL	BALL	235464	—	LEFT	226469	LEFT	226363	L RR	FRONT	R RR	REAR	230910	211376
226981	226078	227594	230527	203052	BALL	BALL	230672	—	RIGHT	700201	RIGHT	—	R RR	FRONT	FRONT	BASE	230529	211376
226982	226078	231913	230527	203052	BALL	BALL	230672	—	RIGHT	700201	RIGHT	—	R RR	FRONT	FRONT	BASE	230529	211376
226984	226078	203035	230527	203052	BALL	BALL	233798	—	LEFT	226469	LEFT	226363	L FRT	REAR	L RR	BASE	230529	—
227047	226078	211375	230527	203052	BALL	BALL	235464	—	LEFT	226469	LEFT	226363	L RR	FRONT	L RR	REAR	230910	—
227110	226078	211375	230527	203052	BALL	BALL	230672	—	RIGHT	226469	RIGHT	226363	R RR	FRONT	L FRT	REAR	230910	213943
227155	226078	203035	230527	203052	BALL	BALL	230672	—	RIGHT	226469	RIGHT	226363	R FRT	FRONT	L FRONT	BASE	230529	—
227171	226078	211375	230527	203052	BALL	BALL	230672	—	RIGHT	226469	RIGHT	226363	R RR	LEFT	L RR	REAR	230910	211376
227220	226078	203035	230527	203052	BALL	BALL	235451	—	LEFT	—	LEFT	226363	L RR	REAR	FRONT	BASE	230529	211376
227227	226078	203035	230527	203052	BALL	BALL	233798	—	LEFT	237461	LEFT	226363	L RR	FRONT	L FRT	BASE	230529	211376
227279	226078	231913	230527	203052	BALL	BALL	—	—	RIGHT	—	RIGHT	—	L RR	REAR	FRONT	REAR	230529	211376
227284	226078	211375	230527	203052	BALL	BALL	235464	—	RIGHT	226469	RIGHT	226363	R RR	LEFT	REAR	REAR	230910	211376
227400*	—	—	—	—	—	—	—	—	LEFT	—	LEFT	—	BOTH ENDS	OPEN	OPEN	BASE	—	211376
227401*	—	—	—	—	—	—	—	—	RIGHT	—	RIGHT	—	BOTH ENDS	OPEN	OPEN	BASE	—	211376
227402*	—	—	—	—	—	—	—	—	LEFT	—	LEFT	—	BOTH ENDS	OPEN	OPEN	BASE	—	211376
227403*	—	—	—	—	—	—	—	—	RIGHT	—	RIGHT	—	BOTH ENDS	OPEN	OPEN	BASE	230910	211376
227404*	—	—	—	—	—	—	—	—	LEFT	—	LEFT	—	—	OPEN	OPEN	REAR	—	211376
227405*	—	—	—	—	—	—	—	—	LEFT	—	LEFT	—	BOTH ENDS	OPEN	OPEN	BASE	—	211376
227410*	—	—	—	—	—	—	—	—	RIGHT	—	RIGHT	—	—	OPEN	OPEN	REAR	—	211376
227548	226078	211375	230527	203052	BALL	BALL	235464	—	LEFT	226469	LEFT	226363	L FRT	RIGHT	R RR	REAR	230910	211376
A227551	226078	211375	230527	203052	BALL	BALL	235464	—	LEFT	237670	LEFT	226363	L RR	REAR	R RR	REAR	230910	—
B227563	226078	211375	230527	203052	BALL	BALL	—	—	RIGHT	—	RIGHT	—	R RR	REAR	FRONT	REAR	230910	211376
227739	226078	211375	230527	203052	BALL	BALL	235464	—	LEFT	—	LEFT	—	L RR	ALL PLGD	ALL PLGD	REAR	230910	—
A227864	226078	234390	230527	203052	BALL	BALL	233798	—	RIGHT	237670	RIGHT	226363	R FRT	FRONT	L FRT	BASE	230529	—
227872	226078	211375	230527	203052	BALL	BALL	233798	—	RIGHT	—	RIGHT	226363	R FRT	FRONT	REAR	REAR	230910	211376
227970	226078	231913	230527	203052	BALL	BALL	—	—	RIGHT	—	RIGHT	226363	R RR	REAR	FRONT	BASE	230529	211376
228103	226078	231913	230527	203052	BALL	BALL	233798	—	RIGHT	226469	RIGHT	226363	R RR	FRONT	L FRT	BASE	230529	211376
228137	226078	231913	230527	203052	BALL	BALL	—	—	LEFT	—	LEFT	—	BOTH ENDS	OPEN	OPEN	BASE	230910	211376
228399	226078	203035	211980	—	—	—	230672	—	LEFT	—	LEFT	—	OPEN	OPEN	OPEN	BASE	203446	211376
228439	226078	238768	230527	203052	BALL	BALL	235552	—	RIGHT	—	RIGHT	—	R FRT	LEFT	R FRT	BASE	230529	211376
228503	226078	203035	230527	203052	BALL	BALL	230672	—	LEFT	226469	LEFT	—	R RR	RIGHT	L FRT	REAR	230529	211376
228596	226078	203035	230527	203052	BALL	BALL	233792	—	LEFT	226469	LEFT	226363	L RR	FRONT	R FRT	BASE	230529	211376
228670	226078	211375	230527	203052	BALL	BALL	233798	—	RIGHT	—	RIGHT	226363	R RR	FRONT	R FRT	REAR	230910	—
228827	226078	203035	230527	203052	BALL	BALL	230672	—	LEFT	226469	LEFT	226363	L RR	PLUGGED	PLUGGED	BASE	230529	—
228898	226078	239288	230527	203052	BALL	BALL	230672	—	RIGHT	226469	RIGHT	—	R RR	FRONT	REAR	REAR	230910	211376
228902	226078	239315	239312	240583	BALL	SLV	—	240581	RIGHT	226469	RIGHT	226363	R RR	LEFT	REAR	REAR	239314	213943
228906	226078	211375	230527	203052	BALL	BALL	—	—	RIGHT	—	RIGHT	—	R FRT	FRONT	R FRT	REAR	230910	211376
228991	226078	211375	230527	203052	BALL	BALL	230672	—	LEFT	226469	LEFT	227087	L RR	FRONT	L FRT	REAR	230910	211376
229056	226078	211375	230527	203052	BALL	BALL	235464	—	LEFT	—	LEFT	—	BOTH OPEN	FRT, RR & RT	R RR	REAR	230910	—
229057	226078	211375	230527	203052	BALL	BALL	235464	—	RIGHT	—	RIGHT	226363	R RR	FRONT	L FRT	REAR	230910	—
229092	226078	211375	230527	203052	BALL	BALL	235464	—	LEFT	226469	LEFT	226363	L RR	FRONT	R RR	REAR	230910	—
229093	226078	211375	230527	203052	BALL	BALL	235464	—	LEFT	226469	LEFT	226363	L FRT	RIGHT	R RR	REAR	230910	—

A—ADD ONE (1) STRAINER PLATE, 238948 & TWO (2) GASKET, 236170.
 B—ADD ONE (1) RED BUSHING, 213637.
 C—ADD THREE (3) EXTRA LONG CAP SCREW, 210897.
 D—ADD ONE (1) TUBING ELBOW, 215709.
 E—ADD DRAIN COCK, 237705.
 F—ADD ONE (1) STRAINER ADAPTER, 236701.
 G—ADD ONE (1) GOVERNOR ADAPTER, 245294.

H—ADD ONE (1) GOVERNOR ADAPTER, 226992 & TWO (2) GASKET, 236577.
 I—ADD DISCHARGE FITTING, 213041.
 J—ADD DISCHARGE FITTING, 237438.
 K—ADD DISCHARGE FITTING, 213042.
 L—ADD BASE ADAPTER, 292440.
 M—ADD BASE ADAPTER, 292776.

**SEE NOTE ON 01-C-9

*REMFR. EXCH. PC. NOS.

CYL. BLK. ASSY.	CYL. BLK. BODY ASSY.
229901	227445

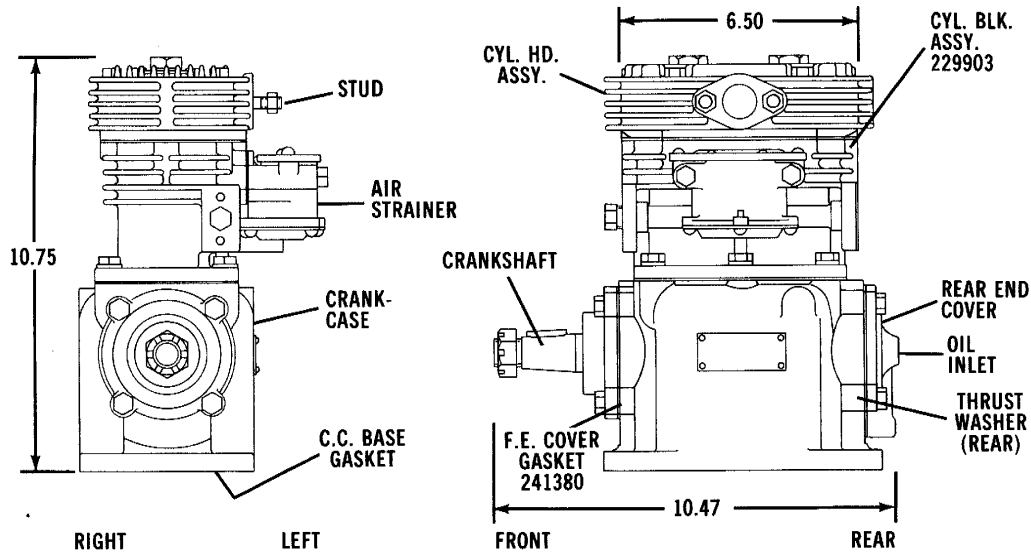
CYL. HD. ASSY.	CYL. HD. BODY ASSY.
226078	226316
227555	227556

VERTICAL MOUNT — WATER COOLED — 4 HOLE BASE
SUB ASSY AND DETAIL REFERENCE

TF-400 COMPR. PC. NO.	CYL. HD. ASSY.	CRANK- CASE BODY OR C.C. ASSY.	CRANK- SHAFT	REAR END CVR GSKT OR "O" RING	FRONT BEARING TYPE	REAR BEARING TYPE	STUD OR CAP SCREW	THRUST WASHER (REAR)	AIR INLET LOCATION	AIR STR. OR INLET FITTING	AIR DISCH. LOCATION	GOV. **	GOV. LOCATION	WATER PORTS		OIL INLET LOCATION	REAR END COVER	C.C. BASE GASKET
														INLET 3/4	OUTLET 3/4			
A229094	226078	211375	230527	203052	BALL	BALL	235464	—	LEFT	237670	LEFT	226363	L RR	REAR	R RR	REAR	230910	—
229096	226078	211375	230527	203052	BALL	BALL	235464	—	LEFT	226469	LEFT	226363	L FRT	LEFT	R RR	REAR	230910	211376
229159	226078	239315	239312	240583	BALL	SLV	237315	240581	LEFT	226469	LEFT	226363	L RR	FRONT	REAR	REAR	239314	213943
229183	226078	211375	240047	240583	BALL	SLV	235464	240581	LEFT	226469	LEFT	276101	L RR	FRONT	R RR	REAR	275956	211376
229460	226078	211375	240047	240583	BALL	SLV	235464	240581	LEFT	—	LEFT	—	L RR	FRT, RR & RT	FRT & RR	REAR	275956	—
229461	226078	239315	239312	240583	BALL	SLV	235464	240581	RIGHT	—	RIGHT	226363	L RR	FRONT	REAR	REAR	239314	—
229569	226078	211375	230527	203052	BALL	BALL	—	—	RIGHT	226469	RIGHT	—	R RR	R, L & RR	R, L & FRT	REAR	230910	213943
229670	226078	211375	230527	203052	BALL	BALL	235464	—	LEFT	—	LEFT	—	L RR	OPEN	OPEN	REAR	230910	211376
229774	226078	211375	240047	240583	BALL	SLV	235464	240581	RIGHT	—	RIGHT	276107	R RR	FRONT	FRONT	BASE	275956	—
275063	226078	211375	230527	203052	BALL	BALL	—	—	RIGHT	—	RIGHT	—	R FRT	FRONT	R FRT	RIGHT	233598	—
275350	226078	231913	230527	203052	BALL	BALL	—	—	RIGHT	—	RIGHT	226363	R RR	R RR	R FRT	BASE	230529	211376
275391	226078	211375	230527	203052	BALL	BALL	235464	—	LEFT	226469	LEFT	275458	L RR	FRONT	R RR	REAR	230910	211376
275751	226078	211375	230527	203052	BALL	BALL	235464	—	LEFT	—	LEFT	276107	L RR	FRONT	R RR	REAR	230910	211376
275781	226078	203035	230527	203052	BALL	BALL	230672	—	RIGHT	226469	RIGHT	228780	R RR	FRONT	L FRT	BASE	230529	211376
275784	226078	239315	239312	240583	BALL	SLV	—	240581	LEFT	226469	LEFT	276101	L RR	FRONT	R RR	REAR	239314	213943
275833	226078	212192	211968	203052	BALL	BALL	230672	—	RIGHT	226469	RIGHT	—	R RR	REAR	L FRT	BASE & REAR	203598	211376
275989	226078	231913	230527	203052	BALL	BALL	—	—	RIGHT	—	RIGHT	228780	R RR	R RR	R FRT	BASE	230529	211376
276109	226078	211375	244481	240583	BALL	SLV	—	240581	RIGHT	—	RIGHT	—	R RR	FRONT	R FRT	RIGHT	276069	—
276143	226078	203035	230527	203052	BALL	BALL	230672	—	LEFT	226469	LEFT	276101	R RR	FRONT	L FRT	BASE	230529	211376
276323	226078	231913	244481	240583	BALL	SLV	233798	240581	RIGHT	—	RIGHT	—	R RR	FRONT	L FRT	BASE	275955	211376
276360	226078	203035	240047	240583	BALL	SLV	235464	240581	LEFT	—	LEFT	—	L RR	REAR	REAR	BASE	275955	—
276384	226078	211375	240047	240583	BALL	SLV	235464	240581	LEFT	—	LEFT	276101	L RR	REAR	BASE	275956	—	
276388	226078	203035	244481	240583	BALL	SLV	230672	240581	RIGHT	226469	RIGHT	276380	L RR	L FRT	BASE	275955	211376	
A276389	226078	203035	244481	240583	BALL	SLV	230672	240581	RIGHT	246691	RIGHT	276380	R RR	FRONT	L FRT	BASE	275955	211376
276550	226078	211375	240047	240583	BALL	SLV	233798	240581	LEFT	27990	LEFT	276101	L RR	FRONT	R FRT	REAR	275956	211376
276782	226078	203035	244481	240583	BALL	SLV	230672	240581	RIGHT	226469	RIGHT	276101	R RR	FRONT	L FRT	BASE	275955	211376
276791	226078	211375	240047	240583	BALL	SLV	—	240581	LEFT	—	LEFT	—	L RR	FRONT	L FRT	REAR	276096	—
CD276912	226078	211375	240047	240583	BALL	SLV	233798	240581	RIGHT	226469	RIGHT	276106	R FRT	LEFT	L FRT	RIGHT	276096	211376
277055	226078	227591	240047	240583	BALL	SLV	230672	240581	LEFT	—	LEFT	—	L RR	R & RR	LEFT	BASE	275955	211376
277056	226078	227594	240047	240583	BALL	SLV	230672	240581	RIGHT	—	RIGHT	—	R RR	FRONT	R FRT	BASE	275955	211376
277082	226078	203035	230527	203052	BALL	BALL	230672	—	LEFT	226469	LEFT	276101	L RR	FRONT	R FRT	BASE	230529	—
277130	226078	231913	240047	240583	BALL	SLV	230672	240581	LEFT	—	LEFT	277131	L RR	RIGHT	R RR	BASE	275955	211376
277248	226078	231913	240047	240583	BALL	SLV	—	240581	RIGHT	—	RIGHT	276101	R RR	R RR	R FRT	REAR	276956	211376
277252	226078	211375	240047	240583	BALL	SLV	—	240581	RIGHT	—	RIGHT	—	R RR	REAR	R FRT	REAR	275956	211376
277342	226078	227591	240047	240583	BALL	SLV	230672	240581	RIGHT	279900	RIGHT	276101	R RR	FRONT	L FRT	BASE	275955	211376
277343	226078	203035	240047	240583	BALL	SLV	230672	240581	RIGHT	279900	RIGHT	—	R RR	FRONT	L FRT	BASE	275955	211376
277344	226078	203035	240047	240583	BALL	SLV	230672	240581	RIGHT	—	RIGHT	—	R RR	FRONT	L FRT	BASE	275955	211376
277395	226078	203035	240047	240583	BALL	SLV	233798	240581	LEFT	279900	LEFT	277509	L RR	RIGHT	L FRT	BASE	275955	211376
277582	226078	231913	240047	240583	BALL	SLV	233798	240581	RIGHT	279900	RIGHT	276101	R RR	FRT	L FRT	BASE	275955	211376
277636	226078	211375	240047	240583	BALL	SLV	230672	240581	LEFT	279900	LEFT	—	L RR	FRONT	L FRT	REAR	276096	—
277801	226078	211375	240047	240583	BALL	SLV	230672	240581	RIGHT	226469	RIGHT	276105	R RR	REAR	L FRT	REAR	275956	211376
A277803	226078	211375	240047	240583	BALL	SLV	233798	240581	LEFT	237670	LEFT	276101	—	—	—	REAR	275956	211376
A277855	227555	231913	240047	240583	BALL	SLV	—	240581	RIGHT	236676	TOP	276101	L RR	LEFT	R FRT	BASE	275955	211376
277935	226078	211375	240047	240583	BALL	SLV	235464	240581	LEFT	226469	LEFT	276105	R RR	FRONT	R RR	REAR	275956	—
278469	226078	203035	240047	240583	BALL	SLV	230672	240581	RIGHT	279900	RIGHT	276380	R RR	FRONT	L FRT	BASE	275955	211376
278503	226078	211375	240047	240583	BALL	SLV	235464	240581	RIGHT	—	RIGHT	—	L RR, R RR	FRT, RR & L	L FRT, R RR	REAR	275956	—
278554	226078	211375	240047	240583	BALL	SLV	230672	240581	RIGHT	279900	RIGHT	276101	R RR	LEFT	L RR	REAR	275956	211376
278555	226078	203035	240047	240583	BALL	SLV	230672	240581	LEFT	279900	LEFT	—	L RR	RIGHT	L FRT	BASE	275955	211376
278556	226078	211375	240047	240583	BALL	SLV	230672	240581	LEFT	279900	LEFT	276101	L RR	FRONT	R RR	REAR	275956	211376
A278858	227555	211375	240047	240583	BALL	SLV	—	240581	RIGHT	236676	RIGHT	276101	R RR	L & RR	R FRT	REAR	275956	211376
A279310	226078	211375	240047	240583	BALL	SLV	—	240581	RIGHT	—	RIGHT	—	R RR	REAR	R FRT	REAR	275956	211376
279313	226078	211375	240047	240583	BALL	SLV	235464	240581	RIGHT	—	RIGHT	—	R RR	REAR	L RR	REAR	275956	—
279319	226078	211375	240047	240583	BALL	SLV	—	240581	LEFT	279900	LEFT	276105	L RR	FRONT	R RR	REAR	275956	211376
279349	226078	227591	240047	240583	BALL	SLV	235464	240581	LEFT	—	LEFT	—	L RR	L RR	L FRT	BASE	275955	245584
279389	227555	211375	240047	240583	BALL	SLV	—	240581	RIGHT	279900	RIGHT	276380	R RR	L FRT	R FRT	REAR	276096	211376
E279512	226078	211375	240047	240583	BALL	SLV	—	240581	LEFT	—	LEFT	276101	L FRT	REAR	R FRT	REAR	275956	211376
279696	227555	211375	240047	203052	BALL	BALL	—	—	LEFT	279900	TOP	—	R RR	FRONT	L FRT	REAR	275956	—
C279701	226078	211375	240047	240583	BALL	SLV	233798	240581	RIGHT	226469	RIGHT	276106	R FRT	RIGHT	L FRT	RIGHT	276096	211376
A279863	226078	211375	240047	240583	BALL	SLV	—	240581	LEFT	—	LEFT	276103	L FRT	REAR	R FRT	REAR	275956	211376
A280258	227555	231913	240047	240583	BALL	SLV	—	240581	RIGHT	236676	TOP	276101	L RR	LEFT	R FRT	BASE	275955	211376
I281094	226078	227591	240047	240583	BALL	SLV	233798	240581	RIGHT	279900	RIGHT	276105	R RR	FRONT	L FRT	BASE	275955	211376
A281156	226078	211375	240047	240583	BALL	SLV	233798	240581	RIGHT	236676	RIGHT	276105	L RR	FRONT	R RR	REAR	275956	—
A281286	226078	245693	240047	240583	BALL	SLV	233798	240581	LEFT	226469	LEFT	277192	L RR	FRONT	L FRT	REAR	275956	211376
281592	226078	211375	240047	240583	BALL	SLV	233798	240581	RIGHT	237461	RIGHT	276108	L RR	FRONT	R RR	REAR	275956	211376
281715	226078	211375	240047	240583	BALL	SLV	233798	240581	LEFT	279900	LEFT	276108	L RR	REAR	R RR	REAR	275956	211376
281786	226078	227591	240047	240583	BALL	SLV	—	240581	LEFT	—	LEFT	—	L RR	OPEN	OPEN	BASE	275955	211376
281787	226078	231913	240047	240583	BALL	SLV	—	240581	RIGHT	—	RIGHT	—	L RR	OPEN	OPEN	BASE	275955	211376
AE6281879	226078	203035	240047	240583	BALL	SLV	—	240581	LEFT	236676	LEFT	276103	R RR	REAR	R FRT	REAR	275955	211376
282126	226078	203035	240047	240583	BALL	SLV	233798	240581	RIGHT	226469	RIGHT	276101	R FRT	FRONT	L FRT	BASE	275955	211376
282127	226078	211375	240047	240583	BALL													

THIS CATALOG SECTION (PAGES 01-C-5 THRU 01-C-10)
SUPERSEDES SECTION 1 OF BOOKLET 01-C-1 2/76.

VERTICAL MOUNT — AIR COOLED — 4 HOLE BASE



REMF. EXCH. AND CHANGEVER SELECTIONS

TF-400 COMPR. PC. NO.	STD. REMF. EXCH.	OPTIONS	CHANGEVER TO/FROM		
			TF-500 EQUIV.	TF-501 EQUIV.	TF-600 EQUIV.
226364	227406	226364, 229184, 229451, 281214	228141	—	280614
226829	227407	275048, 281017, 284172, 287377	228346	—	280619
227275	227406	227738, 228124, 228169, 228176	228141	—	280614
227299	227406	SUPERSEDED BY 282219	228141	—	280614
227318	227406	227421, 227431, 281596, 282219	228141	—	280614
227406*	227406	229080, 275217, 282219, 289819	228141	—	280614
227407*	227407	275048, 281017, 284172, 287377	228346	—	280619
227421*	227406	227431, 281596, 282219, 282875	227438	—	—
227431*	227406	281596, 282219, 282875, 284281	227438	—	—
227738	227406	SUPERSEDED BY 229013	228141	—	280614
228124	227406	228169, 228176, 228610, 228765	228141	—	280614
228169	227406	228176, 228610, 228765, 228767	228141	—	—
228176	227406	228610, 228765, 228767, 228850	228141	—	280614
228177	227407	228256, 275048, 281017, 287377	228346	—	280619
228255	227407	228849, 275047, 275048, 275702	228346	—	280619
228256	227407	228255, 228849, 275048, 281017	228346	—	280619
228610	227406	228765, 228767, 228850, 229013	227438	—	—
228765	227406	228767, 228850, 229013, 229079	228141	—	280614
228767	227406	228850, 229013, 229079, 229080	228141	—	280614
228849	227407	275047, 275048, 275702, 275714	228346	—	280619
228850	227406	229013, 229079, 229080, 229081	228141	—	280614
229013	227406	229079, 229080, 229081, 229669	228141	—	280614
229079	227406	229080, 229081, 229669, 229825	228141	—	280614
229080	227406	229081, 229669, 229825, 275217	228141	—	280614
229081	227406	229669, 229825, 275217, 275701	228141	—	280614
229184	227406	SUPERSEDED BY 289420	227320	286526	280602
229451	227406	SUPERSEDED BY 289407	228141	—	280614
229669	227406	227299, 229825, 275217, 275701	228141	—	280614
229825	227406	227299, 227318, 275217, 275701	227438	—	—
275047	227407	275048, 275702, 275714, 279991	228346	—	280619
275048	227407	275702, 275714, 279991, 280373	228346	—	280619
275217	227406	227299, 227318, 227421, 275701	228141	—	280614
275701	227406	227299, 227318, 227421, 227431	228141	—	280614
275702	227407	275714, 278952, 279991, 280373	228346	—	280619
275703	227407	282567, 282896, 284172, 287377	228346	—	280619
275714	227407	278952, 279991, 280373, 280575	228346	—	280619
275973	275973	—	—	—	—
276410	227406	278534, 279318, 280438, 289425	228141	—	280614
277920	277920	289593	—	—	—
278534	227406	279318, 280438, 289425, 289819	—	—	—
278952	227407	279991, 280373, 280575, 280956	228346	—	200619
279318	227406	226364, 280438, 289425, 289819	228141	—	280614
279991	227407	280373, 280575, 280956, 281017	228346	—	280619
280373	227407	280575, 280956, 281017, 288784	228346	—	280619

*REMF. EXCH. PC. NOS.

PRINTED IN U.S.A.

VERTICAL MOUNT — AIR COOLED — 4 HOLE BASE

REMFR. EXCH. AND CHANGEOVER SELECTIONS

TF-400 COMPR. PC. NO.	STD. REMFR. EXCH.	OPTIONS	CHANGEOVER TO/FROM		
			TF-500 EQUIV.	TF-501 EQUIV.	TF-600 EQUIV.
280438	227406	226364, 229184, 289425, 289819	228141	—	280614
280575	227407	280956, 281017, 288784, 289408	228346	—	280619
280956	227407	281017, 288784, 289408, 289818	228346	—	280619
281017	227407	275703, 288784, 289408, 289818	228346	—	280619
281214	227406	SUPERSEDED BY 289425	228141	—	280614
281220	281220	SUPERSEDED BY 289415	—	—	—
281596	227406	282219, 282875, 284281, 289407	228141	—	280614
282219	227406	282875, 284281, 289407, 289420	228141	—	280614
282349	227407	SUPERSEDED BY 289412	228346	—	280619
282567	227407	282896, 284172, 287377, 287378	228346	—	280619
282875	227406	276410, 284281, 289403, 289420	228141	—	280614
282896	227407	226829, 284172, 287377, 287378	228346	—	280619
283431	283432	—	—	—	—
283432	283432	283431	—	—	—
283434	283435	—	—	—	—
283435	283435	283434, 289513	—	—	—
284136	227407	275703, 282567, 282896, 284172	228346	—	280619
284172	227407	SUPERSEDED BY 289416	228346	—	280619
284281	227406	SUPERSEDED BY 289403	228141	—	280619
285159	227407	275703, 282567, 282896, 284172	228346	—	280619
287377	227407	SUPERSEDED BY 289405	228141	—	—
287378	227407	SUPERSEDED BY 289408	—	—	—
288784	227407	SUPERSEDED BY 289410	—	—	—
289403	227406	276410, 278534, 279318, 289819	—	—	—
289405	227407	275703, 282567, 288784, 289818	—	—	—
289407	227406	276410, 289403, 289420, 289819	—	—	—
289408	227407	275703, 282567, 282896, 289818	—	—	—
289410	227407	275703, 282567, 288784, 289818	—	—	—
289412	227407	275703, 282567, 288784, 289818	—	—	—
289415	281220	289496	—	—	—
289416	227407	275703, 282567, 288784, 289818	—	—	—
289420	227406	276410, 278534, 289403, 289819	—	—	—
289425	227406	226364, 229184, 229451, 289819	—	—	—
289496	281220	289415	—	—	—
289513	283435	283434	—	—	—
289593	277920	—	—	—	—
289818	227407	275703, 282567, 282896, 284172	—	—	—
289819	227406	226364, 229184, 229451, 281214	—	—	—

CYL. HD. ASSY.	CYL. HD. BODY ASSY.
226464	226465
281754	281755

CYL. BLK. ASSY.	CYL. BLK. BODY ASSY.
229903	227619

VERTICAL MOUNT — AIR COOLED — 4 HOLE BASE

SUB ASSY AND DETAIL REFERENCE

TF-400 COMPR. PC. NO.	CYL. HD. ASSY.	CRANK- CASE BODY	CRANK- SHAFT	REAR END CVR GSKT. OR "O" RING	FRONT BEARING TYPE	REAR BEARING TYPE	STUD OR CAP SCREW	THRUST WASHER (REAR)	AIR INLET LOCATION	AIR STR. OR INLET FITTING	AIR DISCH. LOCATION	DISCH. FTG.	GOV. **	GOV. LOCATION	OIL INLET LOCATION	REAR END COVER	C.C. BASE GASKET
226364	226464	236532	230527	203052	BALL	BALL	235464	—	LEFT	237670	LEFT	—	226363	L RR	REAR	230910	211376
226829	226464	236532	230527	203052	BALL	BALL	235464	—	LEFT	226469	LEFT	—	226363	L RR	REAR	230910	211376
227275	226464	236532	230527	203052	BALL	BALL	235464	—	LEFT	226469	LEFT	—	227278	L RR	REAR	230910	—
A227299	226464	236532	230527	203052	BALL	BALL	204820	—	LEFT	226469	LEFT	—	226431	L RR	REAR	230910	211376
227318	226464	236532	230527	203052	BALL	BALL	230672	—	LEFT	226469	LEFT	—	—	L RR	REAR	230910	211376
227406*	—	—	—	—	—	—	—	—	LEFT	—	LEFT	—	—	OPEN	REAR	—	211376
227407*	—	—	—	—	—	—	—	—	LEFT	—	LEFT	—	—	OPEN	REAR	—	211376
227421*	—	—	—	—	—	—	—	—	LEFT	—	LEFT	—	—	OPEN	REAR	—	211376
227431*	—	—	—	—	—	—	—	—	LEFT	—	LEFT	—	—	OPEN	REAR	—	211376
227738	226464	236532	230527	203052	BALL	BALL	235464	—	LEFT	—	LEFT	—	—	L RR	REAR	230910	—
A228124	226464	236532	230527	203052	BALL	BALL	233798	—	LEFT	226469	LEFT	—	226431	R RR	REAR	230910	211376
228169	226464	236532	230527	203052	BALL	BALL	233798	—	LEFT	226469	LEFT	—	226431	L RR	REAR	230910	211376
228176	226464	236532	230527	203052	BALL	BALL	233798	—	LEFT	226469	LEFT	—	226431	L RR	REAR	230910	211376
228177	281754	236532	230527	203052	BALL	BALL	233798	—	RIGHT	226469	RIGHT	—	—	R RR	REAR	230910	211376
228255	281754	236532	230527	203052	BALL	BALL	230672	—	RIGHT	226469	RIGHT	—	—	R RR	REAR	230910	—
228256	226464	236532	230527	203052	BALL	BALL	230672	—	RIGHT	226469	RIGHT	—	226363	R RR	REAR	230910	—
228610	226464	236532	230527	203052	BALL	BALL	230672	—	LEFT	—	LEFT	—	226363	L RR	REAR	230910	—
228765	226464	236532	230527	203052	BALL	BALL	235464	—	LEFT	226469	LEFT	—	226363	L FT	REAR	230910	—
228767	226464	236532	230527	203052	BALL	BALL	235464	—	LEFT	226469	LEFT	—	226363	L RR	REAR	230910	—
228849	226464	236532	230527	203052	BALL	BALL	233798	—	RIGHT	226469	RIGHT	—	226431	R RR	REAR	230910	211376
A228850	226464	236532	230527	203052	BALL	BALL	230672	—	LEFT	226469	LEFT	—	226431	R RR	REAR	230910	211376
229013	226464	236532	230527	203052	BALL	BALL	235464	—	LEFT	—	LEFT	—	—	OPEN	REAR	230910	—
B229079	226464	236532	230527	203052	BALL	BALL	235464	—	LEFT	237670	LEFT	—	226363	L RR	REAR	230910	—
229080	226464	236532	230527	203052	BALL	BALL	235464	—	LEFT	226469	LEFT	—	226363	L FT	REAR	230910	—
229081	226464	236532	230527	203052	BALL	BALL	235464	—	LEFT	226469	LEFT	—	226363	L RR	REAR	230910	—
229184	281754	211375	240047	240583	BALL	SLV	235464	240581	LEFT	226469	LEFT	—	276101	L RR	REAR	275956	211376
229451	281754	236532	240047	240583	BALL	SLV	235464	240581	LEFT	—	LEFT	—	—	L RR	REAR	276069	—
229669	226464	236532	230527	203052	BALL	BALL	235464	—	LEFT	—	LEFT	—	—	L RR	REAR	230910	211376
229825	226464	236532	230527	203052	BALL	BALL	235464	—	LEFT	226469	LEFT	—	228657	L RR	REAR	230910	211376
275047	226464	236532	230527	203052	BALL	BALL	233798	—	RIGHT	226469	RIGHT	—	275055	R RR	REAR	230910	211376
A275048	226464	236532	230527	203052	BALL	BALL	233798	—	RIGHT	226469	RIGHT	—	275057	L RR	REAR	230190	211376
275217	226464	236532	230527	203052	BALL	BALL	233798	—	LEFT	226469	LEFT	—	275057	L RR	REAR	230910	211376
275701	281754	211375	240047	240583	BALL	SLV	233798	240581	LEFT	226469	LEFT	—	276102	L RR	REAR	275956	211376
275702	281754	211375	240047	240583	BALL	SLV	233798	240581	RIGHT	279900	RIGHT	—	276103	R RR	REAR	275956	211376
275703	281754	211375	240047	240583	BALL	SLV	233798	240581	RIGHT	226469	RIGHT	—	276104	R RR	REAR	275956	211376
275714	281754	211375	240047	240583	BALL	SLV	230672	240581	RIGHT	226469	RIGHT	—	276106	R RR	REAR	275956	211376
A275973	281754	211375	240047	240583	BALL	SLV	233798	240581	RIGHT	279900	RIGHT	—	276106	R FT	END CVR TOP	275983	211376
276410	281754	211375	240047	240583	BALL	SLV	230672	240581	LEFT	—	LEFT	—	—	L RR	REAR	275956	—
B277920	281754	211375	240047	240583	BALL	SLV	230992	240581	RIGHT	241340	RIGHT	237438	276380	R RR	REAR	276096	—
278534	281754	211375	240047	240583	BALL	SLV	230672	240581	LEFT	226469	LEFT	—	276101	L RR	REAR	275956	211376
278952	281754	211375	240047	240583	BALL	SLV	233798	240581	RIGHT	226469	RIGHT	—	—	—	REAR	275956	211376
279318	281754	211375	240047	240583	BALL	SLV	—	240581	LEFT	229900	LEFT	—	276105	L RR	REAR	275956	211376
279991	281754	211375	240047	240583	BALL	SLV	230672	240581	RIGHT	226469	RIGHT	—	276226	R RR	REAR	275956	211376
280373	281754	211375	240047	240583	BALL	SLV	233798	240581	RIGHT	—	RIGHT	—	276104	R RR	REAR	275956	211376
280438	281754	211375	240047	240583	BALL	SLV	233798	240581	LEFT	—	LEFT	—	276105	L RR	REAR	275956	211376
280575	281754	236532	241221	240583	BALL	SLV	235464	240581	RIGHT	—	RIGHT	—	—	OPEN	REAR	276069	211376
280956	281754	211375	240047	240583	BALL	SLV	230672	240581	RIGHT	226469	RIGHT	—	276104	R FRT	REAR	275956	211376
281017	281754	236532	240047	240583	BALL	SLV	235464	240581	RIGHT	—	RIGHT	—	—	OPEN	REAR	276069	—
B281214	281754	211375	240047	240583	BALL	SLV	233798	240581	LEFT	246691	LEFT	213042	276226	L RR	REAR	275956	211376
281220	281754	240753	240047	240583	BALL	SLV	235464	240581	LEFT	—	LEFT	—	—	L RR	BASE	276191	245584
281596	281754	211375	240047	240583	BALL	SLV	233798	240581	LEFT	279900	LEFT	—	276102	L RR	REAR	275956	211376
282219	281754	236532	240047	240583	BALL	SLV	230672	240581	LEFT	226469	LEFT	—	276100	L RR	REAR	276069	211376
282349	281754	211375	240047	240583	BALL	SLV	233798	240581	RIGHT	226469	RIGHT	—	276226	R RR	REAR	275956	211376
282567	281754	211375	240047	240583	BALL	SLV	230672	240581	RIGHT	226469	RIGHT	—	276226	R RR	REAR	275956	211376
282875	281754	211375	240047	240583	BALL	SLV	233798	240581	LEFT	—	LEFT	213042	281215	L RR	REAR	275956	211376
282896	281754	211375	240047	240583	BALL	SLV	230672	240581	RIGHT	226469	RIGHT	—	276104	R FRT	REAR	275956	211376
283431	281754	246173	240047	240583	BALL	SLV	—	240581	LEFT	—	LEFT	—	—	OPEN	BASE & RR	276191	246181
283432	281754	246173	240047	240583	BALL	SLV	—	240581	LEFT	—	LEFT	—	—	OPEN	BASE & RR	276191	246181
283434	281754	246173	240047	240583	BALL	SLV	—	240581	RIGHT	—	RIGHT	—	—	OPEN	RR & BASE	276191	246181
283435	281754	246173	240047	240583	BALL	SLV	—	240581	RIGHT	—	RIGHT	—	—	OPEN	REAR	276191	246181

*REMFR. EXCH. PC. NOS.

**PC. NOS. 226363, 226431, 227278 & 228657 ARE OBSOLETE TYPE "D" GOVERNORS — SEE CATALOG 01-A-1 FOR CURRENT TYPE D-2.

VERTICAL MOUNT — AIR COOLED — 4 HOLE BASE

SUB ASSY AND DETAIL REFERENCE

TF-400 COMPR. PC. NO.	CYL. HD. ASSY.	CRANK- CASE BODY	CRANK- SHAFT	REAR END CVR GSKT. OR "O" RING	FRONT BEARING TYPE	REAR BEARING TYPE	STUD OR CAP SCREW	THRUST WASHER (REAR)	AIR INLET LOCATION	AIR STR. OR INLET FITTING	AIR DISCH. LOCATION	DISCH. FITTING	GOV.	GOV. LOCATION	OIL INLET LOCATION	REAR END COVER	C.C. BASE GASKET
284136	281754	248401	240047	240583	BALL	SLV	230672	240581	RIGHT	226469	RIGHT	—	276226	R RR	REAR	276069	246181
B284172	281754	211375	240047	240583	BALL	SLV	233798	240581	RIGHT	246691	RIGHT	213042	281215	R RR	REAR	275956	211376
B284281	281754	211375	240047	240583	BALL	SLV	230992	240581	LEFT	246691	LEFT	237438	281215	L RR	REAR	275956	211376
B285159	281754	211375	240047	240583	BALL	SLV	230992	240581	RIGHT	246691	RIGHT	237438	281215	R RR	REAR	275956	211376
B287377	281754	211375	240047	240583	BALL	SLV	230992	240581	RIGHT	241340	RIGHT	237438	281215	R RR	REAR	275956	211376
B287378	281754	211375	240047	240583	BALL	SLV	233798	240581	LEFT	246691	LEFT	213042	277131	R RR	REAR	275956	211376
B288784	281754	211375	240047	240583	BALL	SLV	230992	240581	RIGHT	246691	RIGHT	237438	281215	R RR	REAR	275956	211376
B289403	281754	248401	240047	240583	BALL	SLV	—	240581	LEFT	246691	LEFT	237438	281215	L RR	REAR	276069	246181
B289405	281754	248401	240047	240583	BALL	SLV	—	240581	RIGHT	241340	RIGHT	237438	281215	R RR	REAR	276069	246181
289407	281754	248401	240047	240583	BALL	SLV	—	240581	LEFT	—	LEFT	—	—	L RR	REAR	276069	—
B289408	281754	248401	240047	240583	BALL	SLV	—	240581	RIGHT	246691	RIGHT	213042	276102	R RR	REAR	276069	246181
B289410	281754	248401	240047	240583	BALL	SLV	—	240581	RIGHT	246691	RIGHT	237438	281215	R RR	REAR	276069	246181
289412	281754	248401	240047	240583	BALL	SLV	—	240581	RIGHT	226469	RIGHT	—	276226	R RR	REAR	276069	246181
B289415	281754	246173	240047	240583	BALL	SLV	—	240581	LEFT	—	LEFT	—	—	OPEN	BASE	276191	246181
B289416	281754	248401	240047	240583	BALL	SLV	—	240581	RIGHT	246691	RIGHT	213042	281215	R RR	REAR	276069	246181
298420	281754	248401	240047	240583	BALL	SLV	—	240581	LEFT	226469	LEFT	—	276101	L RR	REAR	276069	246181
B289425	281754	248401	240047	240583	BALL	SLV	—	240581	LEFT	246691	LEFT	213042	276226	L RR	REAR	276069	246181
289496	281754	246173	240047	240583	BALL	SLV	—	240581	LEFT	—	LEFT	—	—	L RR	BASE	276191	246181
289513	281754	246173	240047	240583	BALL	SLV	—	240581	RIGHT	—	RIGHT	—	—	R RR	BASE	276191	246181
298593	281754	211375	240047	240583	BALL	SLV	—	240581	RIGHT	—	RIGHT	—	—	R RR	REAR	275956	—
289818	281754	248401	240047	240583	BALL	SLV	—	240581	RIGHT	—	RIGHT	—	—	R RR	REAR	246069	246181
289819	281754	248401	240047	240583	BALL	SLV	—	240581	RIGHT	—	LEFT	—	—	L RR	REAR	246069	—

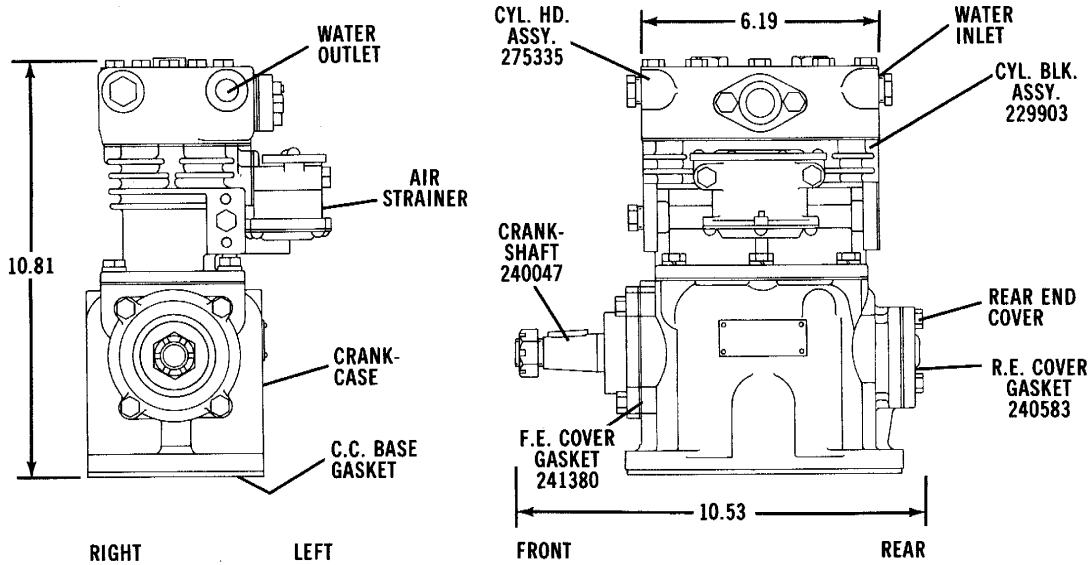
A—ADD ONE (1) GOVERNOR ADAPTER, 227319 & TWO (2) GASKET, 236577.

B—ADD STRAINER PLATE, 238948 & TWO (2) GASKET, 236170.

C—ADD GOVERNOR ADAPTER, 226992 & TWO (2) GASKET, 236577.

* REMFR. EXCH. PC. NOS.

**VERTICAL MOUNT — WATER COOLED HEAD
AIR COOLED BLOCK — 4 HOLE BASE**



REMFR. EXCH. AND CHANGEVER SELECTIONS

TF-400 COMPR. PC. NO.	STD. REMFR. EXCH.	OPTIONS	CHANGEVER TO/FROM		
			TF-500 EQUIV.	TF-501 EQUIV.	TF-600 EQUIV.
101266	275317	275494, 276310, 279360, 286157	—	—	—
275317	275317	275494, 276310, 282446, 289402	—	—	—
275494	275317	276310, 282446, 289402, 289498	—	—	—
276310	275317	282446, 289402, 289414, 289498	—	—	—
278381	278416	281726, 281728, 289426, 289432	—	—	—
279024	279024	—	—	—	—
279025	279025	—	—	—	—
279176	279176	280239, 280517, 281978, 284135	—	—	—
279360	275317	275494, 276310, 282446, 286157	—	—	—
280239	279176	280517, 281978, 284135, 286357	—	—	—
280517	279176	280239, 281978, 284135, 286357	—	—	—
281726	278416	289423, 289426, 289432, 289816	—	—	—
281728	278416	281726, 289423, 289426, 289432	—	—	—
281978	279176	280239, 280517, 284135, 286537	—	—	—
282446	275317	289402, 289414, 289424, 289498	—	—	—
282710	278416	289423, 289426, 289432, 289816	—	—	—
283425	283426	283427, 289418, 289430, 289814	—	—	—
283426	283426	283425, 283427, 289418, 289430	—	—	—
283427	283426	283425, 289418, 289430, 289814	—	—	—
283428	283429	289422, 289817	—	—	—
283429	283429	283428, 289422, 289817	—	—	—
284135	279176	280239, 280517, 281978, 286357	—	—	—
286157	275317	275494, 276310, 282446, 289402	—	—	—
286357	279176	280239, 280517, 281978, 284135	—	—	—
286377	278416	278381, 281728, 289426, 289816	—	—	—
289401	275317	101266, 279360, 289428, 289877	—	—	—
289402	275317	289401, 289414, 289424, 289498	—	—	—
289414	275317	289401, 289424, 289428, 289877	—	—	—
289418	283426	283425, 283427, 289430, 289814	—	—	—
289419	278416	281728, 282710, 289426, 289432	—	—	—
289422	283429	283426, 289817	—	—	—
289423	278416	278381, 281728, 282710, 286377	—	—	—
289424	275317	101266, 289401	—	—	—
289426	278416	281728, 282710, 289432, 289816	—	—	—
289428	275317	101266, 279360, 286157, 289877	—	—	—
289430	283426	283425, 283427, 289418, 289814	—	—	—
289432	278416	281728, 282710, 286377, 289816	—	—	—
289498	275317	289401, 289414, 289424, 289424, 289428	—	—	—
289814	283426	283425, 283427, 289430, 289816	—	—	—
289816	278416	278381, 281728, 282710, 286377	—	—	—
289817	283429	283428, 289422	—	—	—
289877	275317	101266, 275494, 279360, 286157	—	—	—

PRINTED IN U.S.A.

**VERTICAL MOUNT — WATER COOLED HEAD
AIR COOLED BLOCK — 4 HOLE BASE**

TF-400 COMPR. PC. NO.	CYL. HD. ASSY.	CRANK- CASE BODY	CRANK SHAFT	REAR END CVR. GSKT. OR "O" RING	FRONT BEARING TYPE	REAR BEARING TYPE	STUD OR CAP SCREW	THRUST WASHER (REAR)	AIR INLET LOCATION	AIR STR. OR INLET FITTING	AIR DISCH. LOCATION	DISCH. FITTING	GOV. **	GOV. LOCATION	WATER PORTS		OIL INLET LOCATION	REAR END COVER	C.C. BASE GASKET
															INLET 3/8	OUTLET 3/8			
101266	275335	248401	240047	240583	BALL	SLV	—	240581	LEFT	—	LEFT	—	—	PLGD	ALL PLGD	ALL PLGD	REAR	276069	246181
275317	275335	239315	239312	240583	BALL	SLV	—	240581	LEFT	226469S	LEFT	—	226363	L RR	L FRT	R RR	REAR	239314	213943
275494	275335	239315	239312	240583	BALL	SLV	—	240581	LEFT	226469S	LEFT	—	276101	L RR	L FRT	R RR	REAR	239314	213943
276310	275335	239315	239312	240583	BALL	SLV	—	240581	LEFT	226469S	LEFT	—	276380	L RR	L FRT	R RR	REAR	239314	213943
278381	275335	239315	239312	203052	BALL	BALL	—	—	RIGHT	—	RIGHT	—	—	R RR	R FRT	R RR	REAR	239314	213943
278416	275335	239315	239312	240583	BALL	SLV	—	240581	RIGHT	—	RIGHT	—	—	R RR	R FRT	R RR	REAR	239314	213943
279024	275335	203035	241221	240583	SLV	SLV	230672	240581	LEFT	—	LEFT	—	—	L RR	L FRT	R RR	BASE	275955	211376
279025	275335	231913	241221	240583	BALL	SLV	230672	240581	RIGHT	—	RIGHT	—	—	R RR	L RR	R FRT	BASE	275955	211376
ABC279176	279253	211375	240047	240583	BALL	SLV	—	240581	RIGHT	244018F	TOP	—	278814	R RR	R FRT	R RR	REAR	275956	213943
279360	275335	248401	240047	240583	BALL	SLV	—	240581	LEFT	279900S	LEFT	213042	276103	L RR	R & L FRT	R RR	REAR	276069	213943
DEFA279566	279253	211375	240047	240583	BALL	SLV	—	240581	RIGHT	244018F	TOP	—	280240	R RR	L FRT	R RR	REAR	241048	211376
ABC6280239	279253	211375	244900	203052	BALL	BALL	—	—	RIGHT	244018F	TOP	—	278814	R RR	R FRT	R RR	REAR	239010	211376
ABH280517	279253	211375	240047	240583	BALL	SLV	—	240581	RIGHT	244018F	TOP	—	278814	R RR	L FRT	L RR	REAR	275956	211376
281726	275335	211375	240047	240583	BALL	SLV	237315	240581	RIGHT	279900S	RIGHT	213042	276380	R RR	L FRT	R RR	REAR	275956	213943
281728	275335	211375	240047	240583	BALL	SLV	—	240581	RIGHT	279900S	RIGHT	213042	276380	R RR	R RR	L FRT	REAR	275956	213943
ACI281978	279253	211375	240047	240583	BALL	SLV	—	240581	RIGHT	244018F	TOP	—	276226	R RR	L FRT	RIGHT	REAR	275956	211376
282446	275335	211375	240047	240583	BALL	SLV	233798	240581	LEFT	279900S	LEFT	—	276226	L RR	L RR	R RR	REAR	275956	211376
282710	275335	211375	240047	240583	BALL	SLV	237315	240581	RIGHT	279900S	RIGHT	213042	276105	R RR	L FRT	R RR	REAR	275956	213943
283425	275335	246173	240047	240583	BALL	SLV	—	240581	LEFT	—	LEFT	—	—	L RR, L FRT	OPEN	OPEN	REAR	276191	246181
283426	275335	246173	240047	240583	BALL	SLV	—	240581	LEFT	—	LEFT	—	—	L RR, L FRT	OPEN	OPEN	RR & BASE	276191	246181
283427	275335	246173	240047	240583	BALL	SLV	—	240581	LEFT	—	LEFT	—	—	L RR, L FRT	L & R FRT	L & R RR	RR & BASE	276191	—
283428	275335	246173	240047	240583	BALL	SLV	—	240581	RIGHT	—	RIGHT	—	—	R RR, R FRT	OPEN	OPEN	RR & BASE	276191	246181
283429	275335	246173	240047	240583	BALL	SLV	—	240581	RIGHT	—	RIGHT	—	—	R RR, R FRT	OPEN	OPEN	RR & BASE	276191	246181
AFIJK284135	279253	248401	240047	240583	BALL	SLV	—	240581	RIGHT	244018F	TOP	—	280240	R RR	L FRT	RIGHT	REAR	276069	246181
A286157	275335	248401	240047	240583	BALL	SLV	—	240581	LEFT	246691F	LEFT	213042	276101	L RR	R & L FRT	R RR	REAR	241104	213943
ACF286357	279253	211375	240047	240583	BALL	SLV	—	240581	RIGHT	244018F	TOP	—	276226	R RR	L FRT	RIGHT	REAR	275956	211376
1286377	226078	211375	240047	240583	BALL	SLV	233798	240581	RIGHT	226469S	RIGHT	—	276103	R FRT	REAR	L FRT	REAR	275956	211376
289401	275335	248401	240047	240583	BALL	SLV	—	240581	LEFT	—	LEFT	—	—	L RR, L FRT	R RR	L FRT	REAR	276069	—
A289402	275335	248401	240047	240583	BALL	SLV	—	240581	LEFT	—	LEFT	—	276101	L FRT	L RR	R FRT	REAR	276069	246181
A289414	275335	248401	240047	240583	BALL	SLV	—	240581	LEFT	237461F	LEFT	220109	276108	L RR	L RR	R FRT	REAR	276069	246181
289418	275335	246173	240047	240583	BALL	SLV	—	240581	LEFT	—	LEFT	—	—	L RR	L RR	R FRT	BASE	276191	246181
289419	275335	248401	240047	240583	BALL	SLV	—	240581	RIGHT	—	RIGHT	—	—	R RR	R FRT	L RR	REAR	276069	—
289422	275335	246173	240047	240583	BALL	SLV	—	240581	RIGHT	279900S	RIGHT	213042	276103	R RR	R RR	L FRT	BASE	276191	246181
A289423	275335	248401	240047	240583	BALL	SLV	—	240581	RIGHT	—	RIGHT	237438	—	R FRT	L RR	R FRT	REAR	276069	246181
289424	275335	248401	240047	240583	BALL	SLV	—	240581	LEFT	279900S	LEFT	213042	276108	L RR	R RR	L FRT	REAR	276069	246181
AL289426	275335	248401	240047	240583	BALL	SLV	—	240581	RIGHT	—	RIGHT	—	—	R RR	L RR	R FRT	REAR	276069	246181
A289428	275335	248401	240047	240583	BALL	SLV	—	240581	LEFT	236676F	LEFT	213042	276108	L RR	R RR	L FRT	REAR	276069	246181
A289430	275335	246173	240047	240583	BALL	SLV	—	240581	LEFT	240246F	LEFT	—	276103	L FRT	L RR	R FRT	RR & BASE	276191	246181
289432	275335	248401	240047	240583	BALL	SLV	—	240581	RIGHT	—	RIGHT	—	—	R RR	L FRT	R RR	REAR	276069	—
A289877	275335	248401	240047	240583	BALL	SLV	—	240581	LEFT	246691F	LEFT	213042	276103	L RR	R & L FRT	R RR	REAR	276069	213943

A—ADD STRAINER PLATE, 238948 & TWO (2) GASKET, 236170.

B—ADD GOVERNOR BRKT, 278697, ELBOWS, 245260, 205539 & 224318, TUBING, 243573.

C—ADD FOUR (4) STUD, 243581 & FOUR (4) NUT, 203145 TO FRT. END COVER.

D—ADD CONNECTOR, 244578 IN HEAD.

E—ADD BRACKETS, 244871 & 244872.

F—ADD STREET ELBOW, 244384.

G—ADD LOCK NUT, 244722.

H—ADD TUBING, 245125, ELBOWS, 224318 & 205539, STREET ELBOW, 233567.

I—ADD GOV. ADAPTER, 226992 & TWO (2) GASKET, 236577.

J—ADD FOUR (4) STUD, 246329 IN FRONT END COVER.

K—ADD TWO (2) CAP SCREW, 232850 IN HD. (EXTRA LONG).

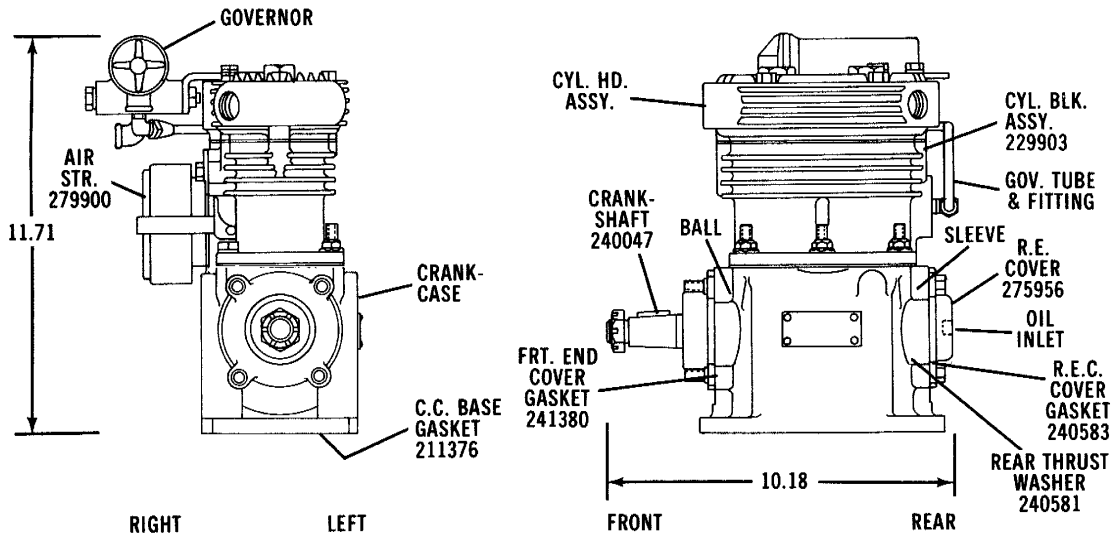
L—ADD RED. BUSHING, 213637 FOR GOV.

**PC. NO. 226363 IS OBSOLETE TYPE "D" GOVERNOR — SEE CATALOG 01-A-1 FOR CURRENT TYPE D-2.

CYL. HD. ASSY.	CYL. HD. BODY ASSY.
226078	226316
275335	275336
279253	279254

CYL. BLK. ASSY.	CYL. BLK. BODY ASSY.
229903	227619

VERTICAL MOUNT — AIR COOLED — 4 HOLE BASE



REMFR. EXCH. AND CHANGEOVER SELECTIONS

TF-400 COMPR. PC. NO.	STD. REMFR. EXCH.	OPTIONS	CHANGEOVER TO/FROM		
			TF-500 EQUIV.	TF-501 EQUIV.	TF-600 EQUIV.
278646	278646	286286	—	—	—
279589	279589	281977, 284134, 286360	—	—	—
281977	279589	284134, 286360	—	—	—
284134	279589	281977, 286360	—	—	—
286286	278646	—	—	—	—
286360	279589	281977, 284134	—	—	—

SUB ASSY AND DETAIL REFERENCE

TF-400 COMPR. PC. NO.	CYL. HD. ASSY.	CYL. BLK. ASSY.	CRANK- CASE BODY	AIR INLET LOCATION	AIR DISCH. LOCATION	GOV.	GOV. LOCATION
AB278646	282881	278694	211375	RIGHT	RIGHT	278814	L RR
C279589	282883	229903	211375	LEFT	LEFT	280240	L RR
A281977	282883	229903	211375	LEFT	LEFT	276102	L RR
D284134	282883	229903	248401	LEFT	LEFT	276102	L RR
AB286286	282881	229903	211375	RIGHT	RIGHT	278814	R RR
A286360	282883	229903	211375	LEFT	L FRT	276102	L RR

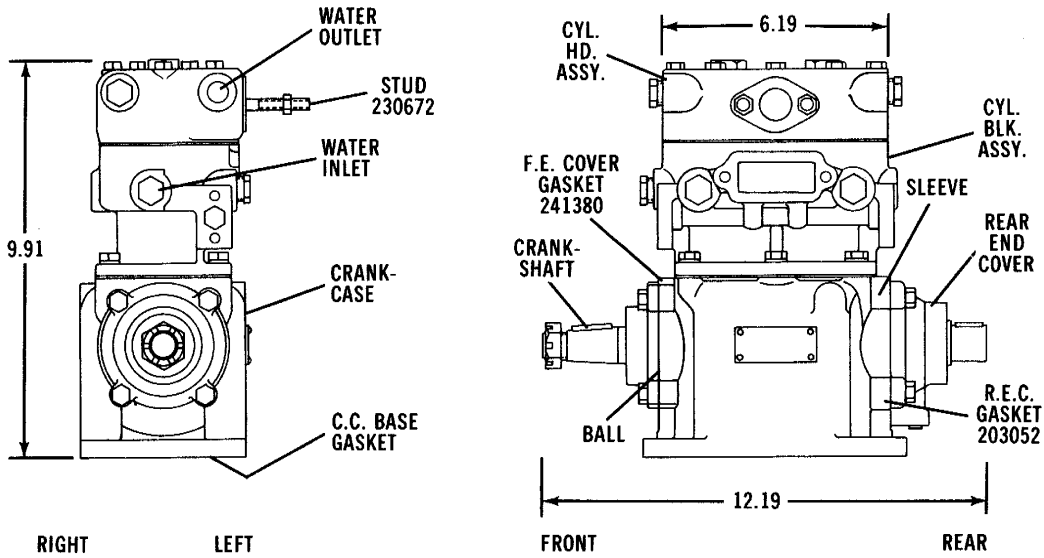
- A—ADD FOUR (4) STUD, 243581 & TWO (2) NUT (FRT. END COVER)
- B—ADD GOV. BRKT., 278697, ELBOWS 245260, 205539 & 224318 AND TUBING, 243573.
- C—ADD BRKTS. 244871 (FRT. & RT.), 244872 (RR & RT).
- D—ADD FOUR (4) STUD 246329 (FRT. END COVER).

NOTE: CONNECTING ROD MATERIAL AND TYPE BEARINGS USED IN REMFR. EXCH. COMPRESSORS WILL BE AT BENDIX OPTION.

CYL. HD. ASSY.	CYL. BODY ASSY.
282881	282880
282883	282882

CYL. BLK. ASSY.	CYL. BLK. BODY ASSY.
278694	278690
229903	227619

VERTICAL — WATER COOLED — 4 HOLE BASE THRU DRIVE



REMF. EXCH. AND CHANGEVER SELECTIONS

TF-400 COMPR. PC. NO.	STD. REMF. EXCH.	OPTIONS	CHANGEVER TO/FROM		
			TF-500 EQUIV.	TF-501 EQUIV.	TF-600 EQUIV.
226719	226719	—	—	—	—
226868	226868	—	—	—	—
227226	227226	—	—	—	—
227413	227413	—	—	—	—
228478	228478	—	—	—	—

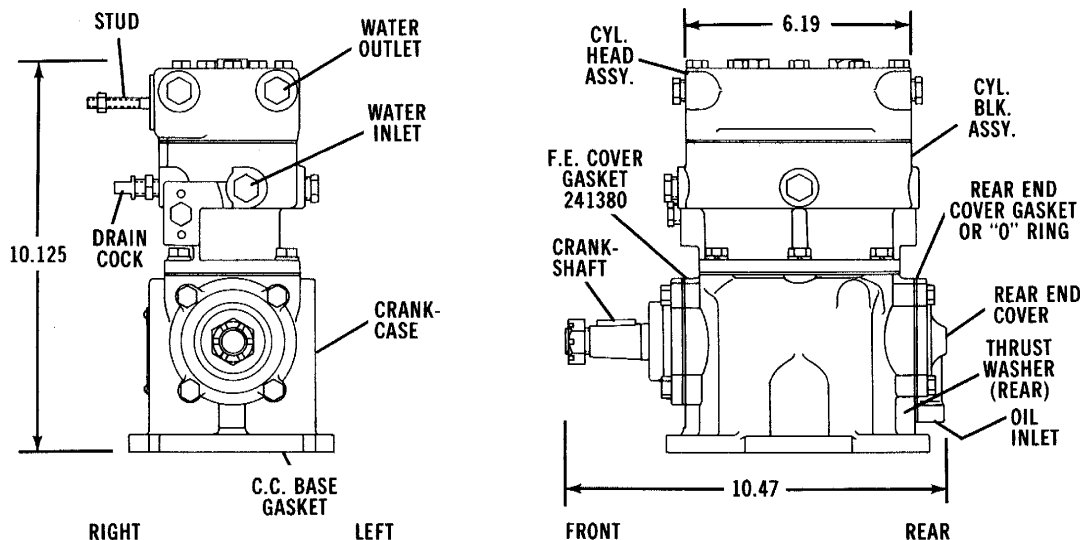
TF-400 COMPR. PC. NO.	CYL. HD. ASSY.	CYL. BLK. ASSY.	CRANK- CASE BODY	CRANK- SHAFT	AIR INLET LOCATION	AIR STR.	AIR DISCH. LOCATION	GOV. LOCATION	WATER PORTS		OIL INLET LOCATION	REAR END COVER	C.C. BASE GASKET
									INLET 3/8	OUTLET 3/8			
226719	226078	229901	211375	234791	LEFT	226469	LEFT	L RR	REAR	REAR	LEFT	212509	211376
226868	226078	229901	235941	233878	LEFT	226469	LEFT	L RR	FRONT	FRONT	REAR	233876	—
227226	226078	229901	211506	211975	LEFT	—	LEFT	L RR	FRONT	FRONT	BASE	211508	211376
227413*	—	—	—	—	LEFT	—	LEFT	OPEN	OPEN	OPEN	REAR	—	211376
228478	226078	229901	238819	238820	LEFT	—	LEFT	L RR	REAR	FRONT	BASE	236626	—

* REMFR. EXCH. PC. NOS.

CYL. HD. ASSY.	CYL. HD. BODY ASSY.
226078	226316

CYL. BLK. ASSY.	CYL. BLK. BODY ASSY.
229901	227445

VERTICAL MOUNT — WATER COOLED — 6 HOLE BASE



REMF. EXCH. AND CHANGEOVER SELECTIONS

TF-400 COMPR. PC. NO.	STD. REMF. EXCH.	OPTIONS	CHANGEOVER TO/FROM		
			TF-500 EQUIV.	TF-501 EQUIV.	TF-600 EQUIV.
226531	227408	SUPERSEDED BY 227793	276985	286535	—
227089	227409	228976, 275209, 276051, 283372	227331	—	280610
227206	227410	229017, 276001, 281921	227332	—	280611
227408*	227408	227793, 228916, 229020, 283369	276985	286535	—
227409*	227409	227089, 275209, 276051, 283372	227331	—	280610
227410*	227410	227206, 229017, 276001, 281921	227332	—	280611
227584	227408	227793, 228916, 229020, 283369	—	—	—
227793	227408	226531, 228916, 229020, 283369	276985	286535	—
228916	227408	226531, 229020, 283368, 233369	—	—	—
228976	277409	227089, 275209, 283371, 283372	227331	—	280610
229017	227410	227206, 276001, 281921	—	—	—
229020	227408	226531, 227584, 283368, 283369	—	—	—
275209	275409	227089, 228976, 276051, 283371	—	—	—
276001	227410	227206, 229017, 281921	—	—	—
276051	227409	227089, 228976, 283371, 283372	—	—	—
281921	227410	227206, 229017, 276001	227332	—	280611
283368	227408	227584, 227793, 228916, 229020	227332	286535	280611
283369	227408	226531, 227584, 228916, 283368	227332	286535	280611
283371	227409	227089, 275209, 276051, 283372	227331	—	280610
283372	227409	228976, 275209, 276051, 283371	227331	—	280610

CYL. HD. ASSY.	CYL. HD. BODY ASSY.
226078	226316

CYL. BLK. ASSY.	CYL. BLK. BODY ASSY.
229901	227445

SUB ASSY AND DETAIL REFERENCE

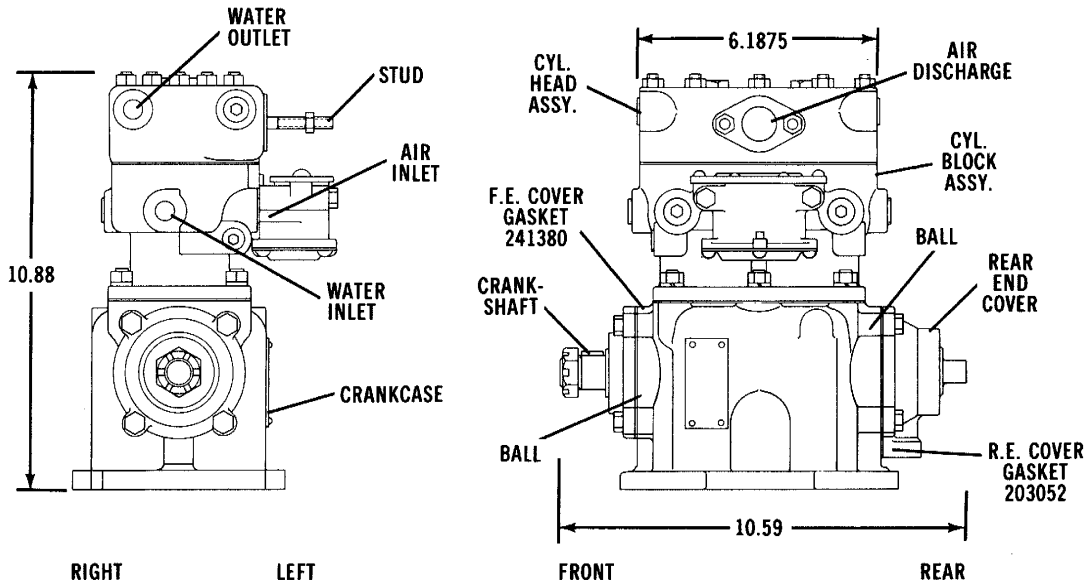
TF-400 COMPR. PC. NO.	CYL. HD. ASSY.	CYL. BLK. ASSY.	CRANK- CASE	CRANK- SHAFT	REAR END CVR GSKT OR "O" RING	BEARING TYPES		STUD OR CAP SCREW	THRUST WASHER (REAR)	AIR INLET LOCATION	AIR STR.	AIR DISCH. LOCATION	GOV. **	GOV. LOCATION	WATER PORTS		OIL INLET LOCATION	REAR END COVER	C.C. BASE GASKET
						FRONT	REAR								INLET 3/4	OUTLET 3/4			
A226531	226078	229901	235906	230527	203052	BALL	BALL	230672	—	RIGHT	—	RIGHT	—	R RR	REAR	L RR	REAR	230910	—
227089	226078	229901	237301	230527	203052	BALL	BALL	235552	—	RIGHT	—	RIGHT	—	R RR	REAR	L RR	REAR	230529	235907
227206	226078	229901	227601	239312	240583	BALL	SLV	—	240581	RIGHT	—	RIGHT	—	R RR	REAR	L RR	REAR	230529	—
227584	226078	226077	235906	230527	—	—	—	230672	—	RIGHT	—	RIGHT	—	R RR	REAR	L RR	—	230910	—
A227793	226078	229901	235906	230527	203052	BALL	BALL	230672	—	RIGHT	—	RIGHT	—	OPEN	REAR	REAR	REAR	230910	—
228916	226078	229901	235906	230527	203052	BALL	BALL	235552	—	RIGHT	—	RIGHT	—	R FRT	ALL OPEN	REAR	REAR	233598	235907
228976	226078	229901	239359	239312	240583	BALL	SLV	235552	240581	LEFT	—	LEFT	OPEN	—	R RR	R RR	REAR	239776	235907
229017	226078	229901	239370	239312	240583	BALL	SLV	235552	240581	RIGHT	—	RIGHT	—	OPEN	OPEN	OPEN	REAR	239776	235907
229020	226078	229901	239371	239312	240583	BALL	SLV	235552	240581	RIGHT	—	RIGHT	—	OPEN	OPEN	OPEN	BASE & RR	239314	235907
275209	226078	229901	240367	239312	240583	BALL	SLV	235552	240581	LEFT	226469	LEFT	226431	L RR	L RR	R RR	BASE & RR	239776	235907
276001	226078	229901	239370	239312	240583	BALL	SLV	235552	240581	RIGHT	—	RIGHT	—	OPEN	REAR	REAR	BASE & RR	239776	235907
276051	226078	229901	239359	239312	240583	BALL	SLV	—	240581	LEFT	—	LEFT	—	OPEN	OPEN	OPEN	BASE & RR	239776	—
281921	226078	229901	246255	240047	240583	BALL	SLV	235552	240581	RIGHT	—	RIGHT	—	OPEN	OPEN	OPEN	BASE & RR	275955	235907
283369	226078	229901	246255	240047	240583	BALL	SLV	—	240581	RIGHT	—	RIGHT	—	BOTH PLGD	OPEN	OPEN	BASE	275955	235907
283372	226078	229901	246255	240047	240583	BALL	SLV	—	240581	LEFT	—	LEFT	—	BOTH PLGD	OPEN	OPEN	BASE	275955	235907
283368	226078	229901	246255	240047	240583	BALL	SLV	—	240581	RIGHT	—	RIGHT	—	BOTH PLGD	OPEN	OPEN	BASE	275955	235907
283371	226078	229901	246255	240047	240583	BALL	SLV	—	240581	LEFT	—	LEFT	—	BOTH PLGD	OPEN	OPEN	BASE	275955	235907

PRINTED IN U.S.A.

A—ADD DRAIN COCK 237705

**SEE NOTE ON 01-C-19

VERTICAL MOUNT — WATER COOLED — 6 HOLE BASE THRU DRIVE



REMF. EXCH. AND CHANGEVER SELECTION

TF-400 COMPR. PC. NO.	STD. REMF. EXCH.	OPTIONS	CHANGEVER TO/FROM		
			TF-500 EQUIV.	TF-501 EQUIV.	TF-600 EQUIV.
226534	227413	226890	—	—	—
226890	227413	226534	—	—	—
227413*	227413	226534, 226890	—	—	—
275471	227413	226534, 226890	—	—	—

*REMF. EXCH. PC. NOS.

SUB ASSY. AND DETAIL REFERENCES

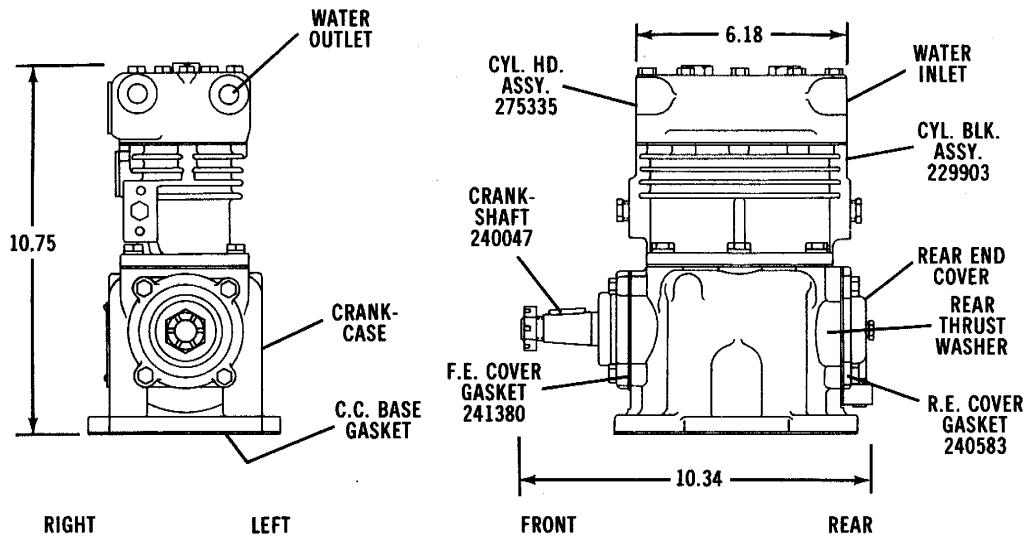
TF-400 COMPR. PC. NO.	CYL. HD. ASSY.	CYL. BLK. ASSY.	CRANK- CASE	CRANK- SHAFT	STUD OR CAP SCREW	AIR STR.	GOV. **	GOV. LOCATION	WATER PORTS		OIL INLET LOCATION	REAR END COVER	C.C. BASE GASKET
									INLET %	OUTLET %			
226534	226078	229901	235941	236625	230672	226469	—	L RR	FRONT	FRONT	BASE	236626	235907
226890	226078	229901	235941	236625	230672	226469	—	L RR	FRONT	FRONT	REAR	236626	—
227413*	—	—	—	—	—	—	—	OPEN	OPEN	OPEN	BASE	—	235907
275471	226078	229901	235906	234791	235552	226469	226431	R RR	LEFT	FRONT	RIGHT	212509	235907

**PC. NO. 226431 IS OBSOLETE "D" GOVERNOR — SEE CATALOG 01-A-1 FOR CURRENT D-2.

CYL. HD. ASSY.	CYL. HD. BODY ASSY.
226078	226316

CYL. BLK. ASSY.	CYL. BLK. BODY ASSY.
229901	227445

**VERTICAL MOUNT — WATER COOLED HEAD
AIR COOLED BLOCK — 6 HOLE BASE**



REMF. EXCH. AND CHANGEVER SELECTIONS

TF-400 COMPR. PC. NO.	STD. REMF. EXCH.	OPTIONS	CHANGEVER TO/FROM		
			TF-500 EQUIV.	TF-501 EQUIV.	TF-600 EQUIV.
289427	289611	—	—	—	—
289435	289610	—	—	—	—
289610*	289610	289435	—	—	—
289611*	289611	289427	—	—	—

*REMF. EXCH. PC. NOS.

SUB ASSY AND DETAIL REFERENCE

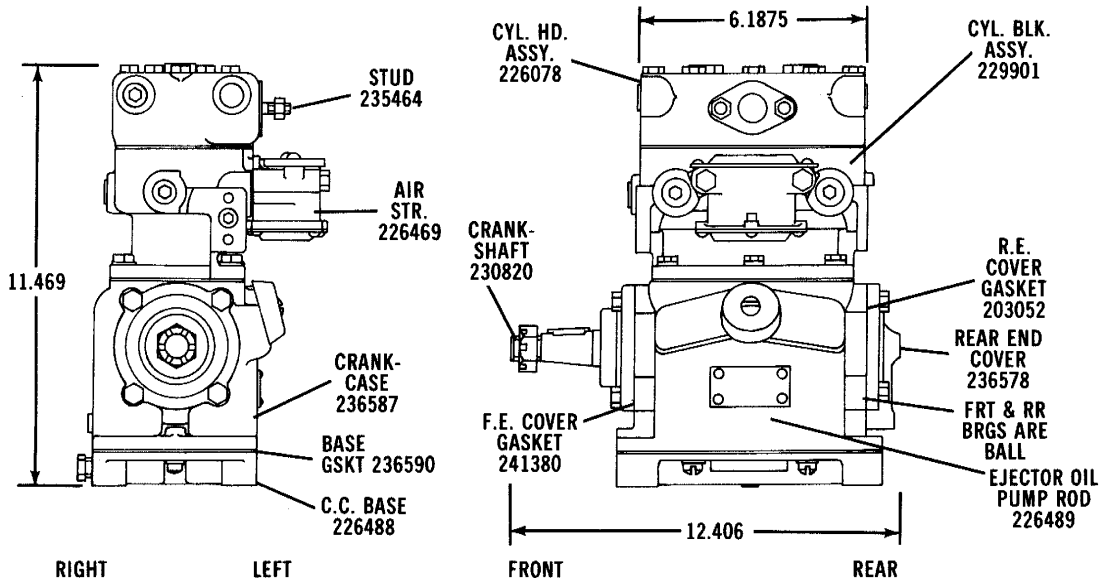
TF-400 COMPR. PC. NO.	CRANK- CASE	CRANK- SHAFT	THRUST WASHER (REAR)	AIR INLET LOCATION	AIR DISCH. LOCATION	GOV. LOCATION	WATER PORTS		OIL INLET LOCATION	REAR END COVER	C.C. BASE GASKET
							INLET $\frac{3}{8}$	OUTLET $\frac{3}{8}$			
289427	246255	240047	240581	RIGHT	RIGHT	PLGD	R & L RR	R & L FRT	BASE	275955	235907
289435	235906	240047	240581	RIGHT	RIGHT	R RR	R FRT	L RR	REAR	275956	—
289610*	—	—	—	RIGHT	RIGHT	OPEN	OPEN	OPEN	REAR	—	235907
289611*	—	—	—	RIGHT	RIGHT	OPEN	OPEN	OPEN	BASE	—	235907

CYL. HD. ASSY.	CYL. HD. BODY ASSY.
275335	275336

CYL. BLK. ASSY.	CYL. BLK. BODY ASSY.
229903	227619

PRINTED IN U.S.A.

**VERTICAL MOUNT — ENGINE LUBRICATED — WATER COOLED
WITH EJECTOR OIL PUMP**



REMF. EXCH. AND CHANGEVER SELECTIONS

TF-400 COMPR. PC. NO.	STD. REMF. EXCH.	OPTIONS	CHANGEVER TO/FROM		
			TF-500 EQUIV.	TF-501 EQUIV.	TF-600 EQUIV.
226485	227411	227138, 227139	228269	—	—
227138	227411	226485, 227139	228269	—	—
227139	227411	226485, 227138	226269	—	—
227411*	227411	226485, 227138, 227139	228269	—	—

*REMF. EXCH. PC. NOS.

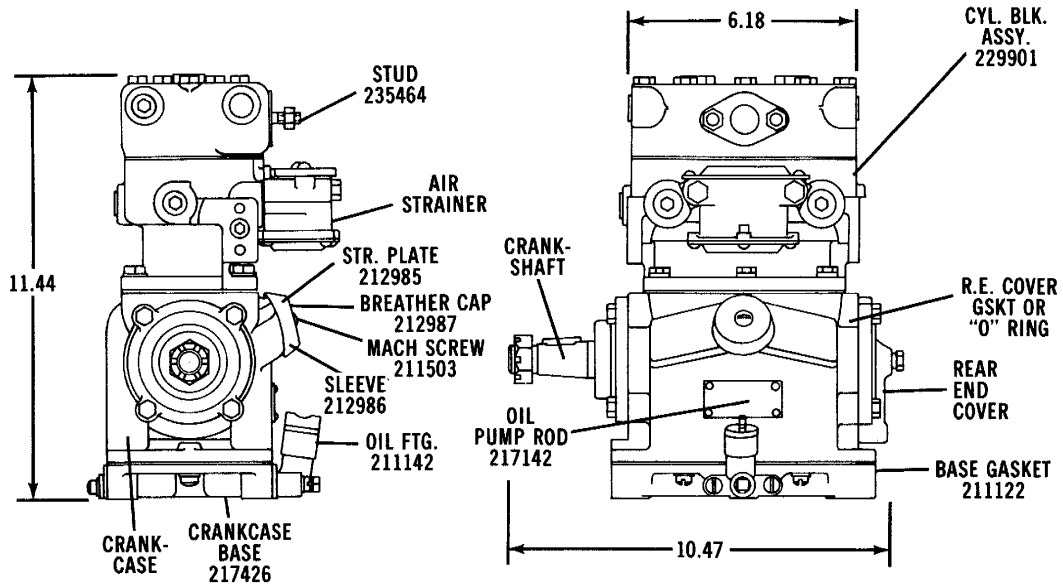
SUB ASSY AND DETAIL REFERENCE

TF-400 COMPR. PC. NO.	AIR INLET LOCATION	GOV.	GOV. LOCATION	WATER PORTS	
				INLET 3/8	OUTLET 3/8
226485	LEFT	226431	LFT RR	REAR	FRONT
227138	LEFT	226431	LFT RR	REAR	FRONT
227139	LEFT	—	LFT RR	REAR	FRONT
227411*	LEFT	—	OPEN	OPEN	OPEN

CYL. HD. ASSY.	CYL. HD. BODY ASSY.
226078	226316

CYL. BLK. ASSY.	CYL. BLK. BODY ASSY.
229901	227445

VERTICAL MOUNT — SELF LUBRICATED — WATER COOLED



REMF. EXCH. AND CHANGEVER SELECTIONS

TF-400 COMPR. PC. NO.	STD. REMF. EXCH.	OPTIONS	CHANGEVER TO/FROM		
			TF-500 EQUIV.	TF-501 EQUIV.	TF-600 EQUIV.
226479	227412	SUPERSEDED BY 282149	228139	—	280612
227412*	227412	227819, 227954, 229531, 229898	228139	—	280612
227606	229532	—	—	—	—
227819	227412	227954, 229531, 229898, 282149	228139	—	280612
227954	227412	227819, 229531, 229898, 282149	228139	—	280612
229531	227412	227819, 227954, 229898, 282149	228139	—	280612
229532	229532	227606	—	—	—
229898	227412	227819, 227954, 229531, 282149	228139	—	280612
282149	227412	227819, 227954, 229531, 229898	228139	—	280612

*REMF. EXCH. PC. NOS.

SUB ASSY AND DETAIL REFERENCE

TF-400 COMPR. PC. NO.	CRANK- CASE	CRANK- SHAFT	R.E. COVER GASKET OR "O" RING	REAR BEARING TYPE	AIR INLET LOCATION	AIR STRAINER	GOV. **	GOV. LOCATION	WATER PORTS		REAR END COVER
									INLET 3/8	OUTLET 3/8	
226749	227602	230820	203052	BALL	LEFT	226469	226363	L RR	REAR	R FRT	230529
227412*	—	—	—	—	LEFT	—	—	OPEN	OPEN	OPEN	—
227606	227737	211977	203052	BALL	RIGHT	226469	—	R RR	OPEN	OPEN	230529
227819	235070	230820	203052	BALL	LEFT	—	—	L RR	REAR	FRONT	230529
227954	235070	242163	203052	BALL	LEFT	226469	276101	L RR	REAR(2)	L FRT	275955
229531	235070	230820	203052	BALL	LEFT	226469	—	L RR	REAR	FRONT	230529
229532	235070	230820	203052	BALL	RIGHT	226469	—	R RR	REAR	FRONT	230529
229898	235070	230820	203052	BALL	LEFT	226469	229684	L RR	REAR	FRONT	230529
A 282149	235070	242163	240583	SLEEVE	LEFT	226469	276101	L RR	REAR	FRONT	275955

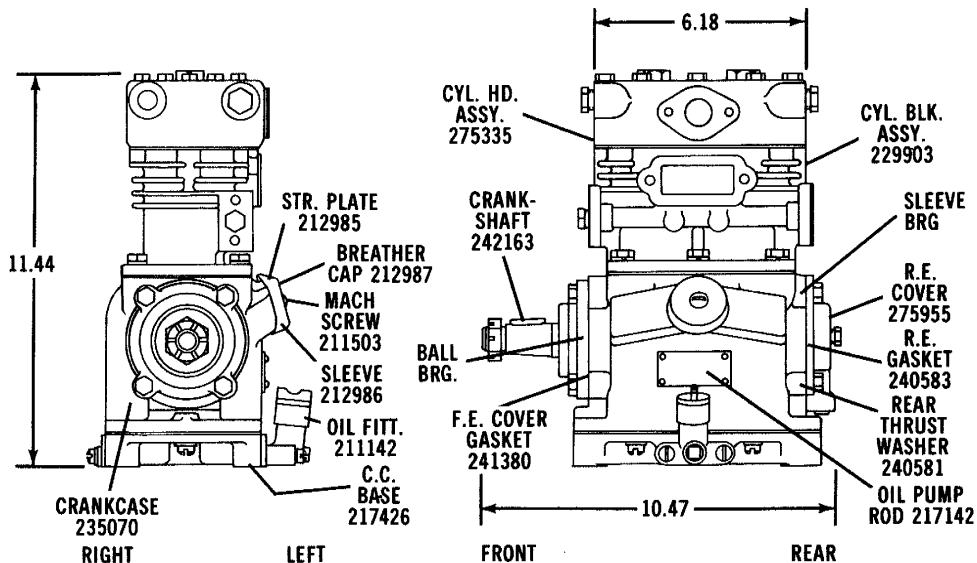
A — REAR THRUST WASHER IS PC. NO. 240581. **PC. NOS. 226363 & 229684 ARE OBSOLETE TYPE "D" GOVERNORS — SEE CATALOG 01-A-1 FOR CURRENT D-2.

CYL. HD. ASSY.	CYL. HD. BODY ASSY.
226078	226316

CYL. BLK. ASSY.	CYL. BLK. BODY ASSY.
229901	227445

PRINTED IN U.S.A.

**VERTICAL MOUNT — WATER COOLED HEAD
AIR COOLED BLK — SELF LUBRICATED**



REMFR. EXCH. AND CHANGEVER SELECTIONS

TF-400 COMPR. PC. NO.	STD. REMFR. EXCH.	OPTIONS	CHANGEVER		
			TF-500 EQUIV.	TF-501 EQUIV.	TF-600 EQUIV.
101144*	101144	289421	—	—	—
289421	101144	—	—	—	—

*REMFR. EXCH. PC. NOS.

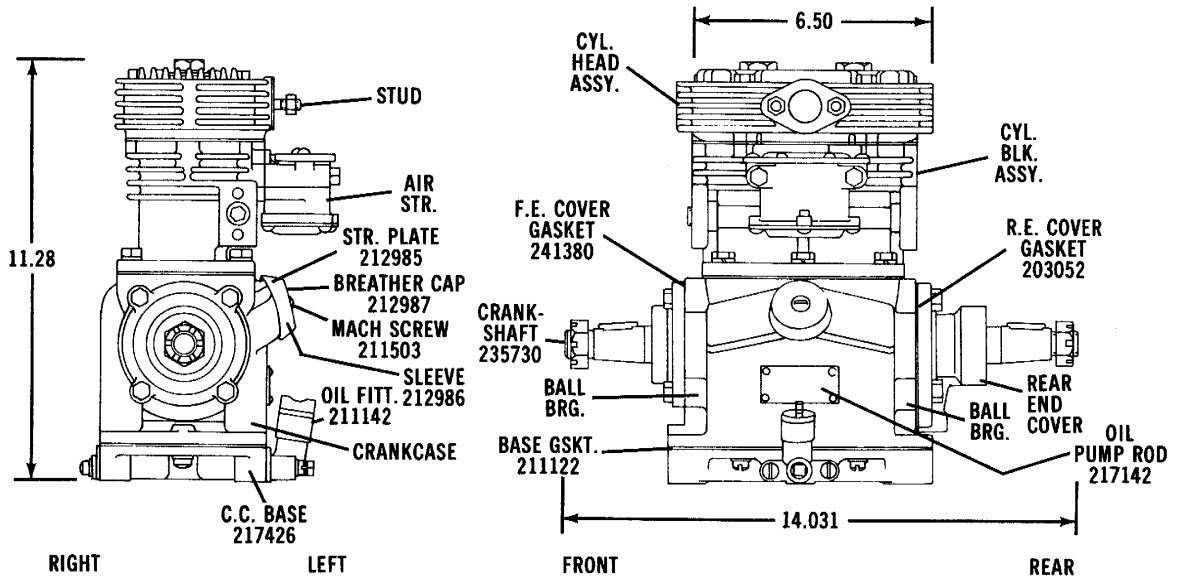
SUB ASSY AND DETAIL REFERENCE

TF-400 COMPR. PC. NO.	AIR INLET LOCATION	AIR DISCH. LOCATION	GOV. LOCATION	WATER PORTS	
				INLET 3/8	OUTLET 3/8
101144*	LEFT	LEFT	OPEN	OPEN	OPEN
289421	LEFT	LEFT	L RR	L RR	R FRT

CYL. HD. ASSY.	CYL. HD. BODY ASSY.
227335	275336

CYL. BLK. ASSY.	CYL. BLK. BODY ASSY.
229903	227619

**VERTICAL MOUNT — AIR COOLED — SELF LUBRICATED
THRU DRIVE**



REMF. EXCH. AND CHANGEOVER SELECTIONS

TF-400 COMPR. PC. NO.	STD. REMF. EXCH.	OPTIONS	CHANGEOVER TO/FROM		
			TF-500 EQUIV.	TF-501 EQUIV.	TF-600 EQUIV.
226949	226949	—	—	—	—
227587	227587	—	—	—	—

NOTE: CONN. ROD MATL AND TYPE BEARINGS USED IN
REMF. EXCH. COMPRS. WILL BE AT BENDIX OPTION.

SUB ASSY AND DETAIL REFERENCE

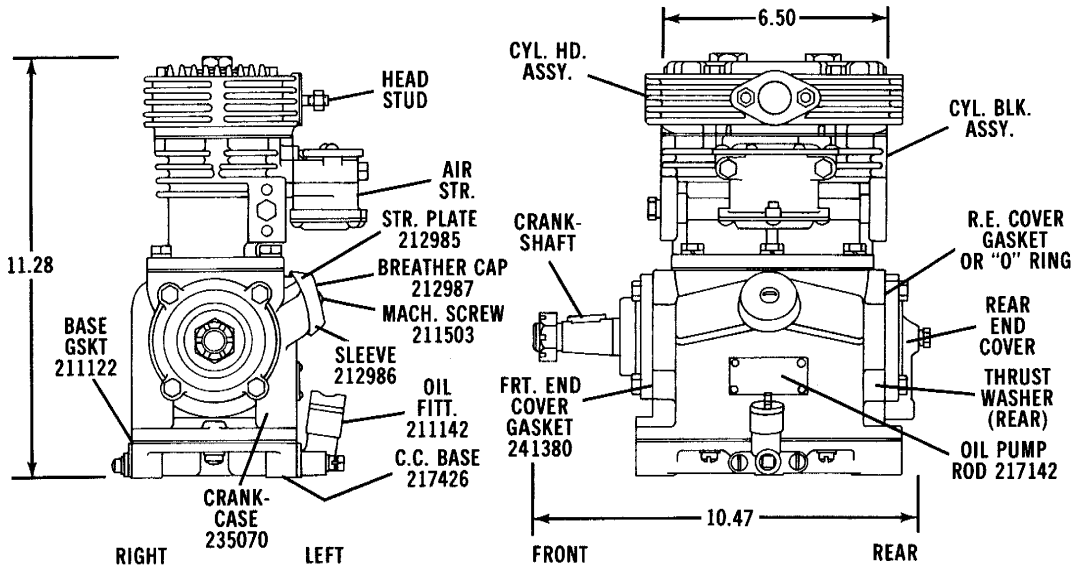
TF-400 COMPR. PC. NO.	CYL. HD. ASSY.	CYL. BLK. ASSY.	CRANK- CASE	STUD OR CAP SCREW	AIR INLET LOCATION	AIR STR.	AIR DISCH. LOCATION	GOV. LOCATION	REAR END COVER
226949	226464	226458	235070	235464	LEFT	226469	LEFT	L RR	234792
227587	281754	229903	236587	233798	LEFT	226469	LEFT	L RR	212509

CYL. HD. ASSY.	CYL. HD. BODY ASSY.
226464	226465
281754	281755

CYL. BLK. ASSY.	CYL. BLK. BODY ASSY.
226458	—
229903	227619

PRINTED IN U.S.A.

VERTICAL MOUNT — SELF LUBRICATED — AIR COOLED



REMFR. EXCH. AND CHANGEOVER SELECTIONS

TF-400 COMPR. PC. NO.	STD. REMFR. EXCH.	OPTIONS	CHANGEOVER TO/FROM		
			TF-500 EQUIV.	TF-501 EQUIV.	TF-600 EQUIV.
226720	227414	SUPERSEDED BY 229491	228287	—	280617
227390	227390	229186, 229787, 277937, 298826	228228	—	280615
227414*	227414	227480, 228771, 229491, 229775	228287	—	280617
227480	227414	228771, 229491, 229775, 277646	228287	—	280617
228771	227414	229491, 229775, 277646, 278414	228287	—	280617
229185	227414	226720, 227480, 228771, 229491	228141	—	280614
229186	227390	229787, 277937, 289826	228228	—	280615
229491	227414	229775, 277646, 278414, 279709	228287	—	280617
229775	227414	277646, 278414, 279709, 284415	228287	—	280617
229787	227390	229186, 277937, 289826	228228	—	280615
277646	227414	278414, 279709, 284415, 289825	228287	—	280617
277937	227390	229186, 229787, 289826	228228	—	280615
278414	227414	229815, 279709, 284415, 289825	—	—	—
279709	227414	226720, 229185, 284415, 289825	228287	—	280617
284415	227414	226720, 227480, 229185, 289825	228287	—	280617

CYL. HD. ASSY.	CYL. HD. BODY ASSY.
226464	226465
281754	281755

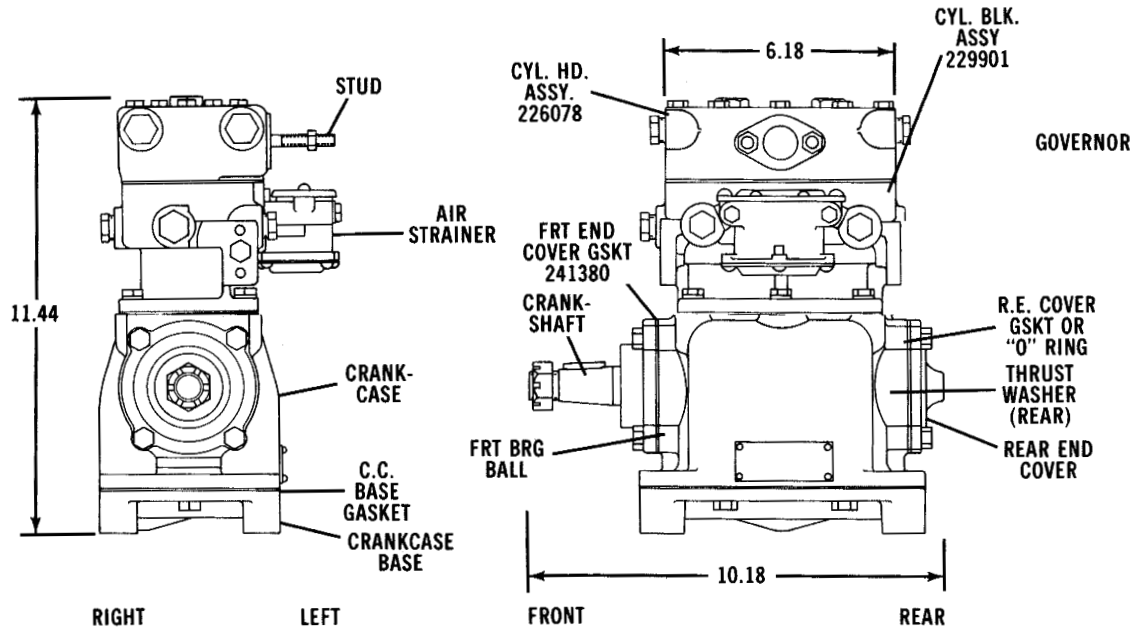
CYL. BLK. ASSY.	CYL. BLK. BODY ASSY.
229903	227619
278413	229903

*REMFR. EXCH. PC. NOS.

SUB ASSY AND DETAIL REFERENCE

TF-400 COMPR. PC. NO.	CYL. HD. ASSY.	CYL. BLK. ASSY.	CRANK- SHAFT	REAR END CVR. GSKT. OR "O" RING	BEARING TYPES		STUD OR CAP SCREW	THRUST WASHER (REAR)	AIR INLET LOCATION	AIR STR.	AIR DISCH. LOCATION	GOV.	GOV. LOCATION	REAR END COVER
					FRONT	REAR								
226720	226464	229903	230820	203052	BALL	BALL	235464	—	LEFT	226469	LEFT	236363	L RR	230529
227390	226464	229903	230820	203052	BALL	BALL	235464	—	RIGHT	226469	RIGHT	226363	R FRT	230529
227414*	—	—	—	—	—	—	—	—	LEFT	—	LEFT	—	OPEN	—
227480	226464	229903	230820	203052	BALL	BALL	235464	—	LEFT	226469	LEFT	226363	R FRT	230529
228771	281754	229903	230820	203052	BALL	BALL	235464	—	LEFT	226469	LEFT	—	L RR	230529
229185	281754	229903	242163	240583	BALL	SLV	235464	240581	LEFT	226469	LEFT	276101	L RR	275955
229186	281754	229903	242163	240583	BALL	SLV	235464	240581	RIGHT	226469	RIGHT	276101	L FRT	275955
229491	226464	229903	230820	203052	BALL	BALL	235464	—	LEFT	226469	LEFT	226363	L RR	230529
229775	226464	229903	230820	203052	BALL	BALL	235464	—	LEFT	226469	LEFT	227540	L RR	230529
229787	226464	229903	230820	203052	BALL	BALL	235464	—	RIGHT	226469	RIGHT	227540	R FRT	230529
277646	281754	229903	242163	240583	BALL	SLV	235464	240581	LEFT	226469	LEFT	277648	—	275955
277937	281754	229903	242163	240583	BALL	SLV	233798	240581	RIGHT	229662	RIGHT	276107	R RR	275955
278414	281754	278413	242163	240583	BALL	SLV	235464	240581	LEFT	226469	LEFT	276101	L RR	275955
279709	281754	229903	242163	240583	BALL	SLV	235464	240581	LEFT	236676	LEFT	277648	L RR	275955
284415	281754	229903	242163	240583	BALL	SLV	235464	240581	LEFT	246691	LEFT	276101	L RR	275955

**VERTICAL MOUNT — WATER COOLED — ENGINE LUBRICATED
WITH CRANKCASE BASE**



REMFR. EXCH. AND CHANGEOVER SELECTIONS

TF-400 COMPR. PC. NO.	STD. REMFR. EXCH.	OPTIONS	CHANGEOVER TO/FROM		
			TF-500 EQUIV.	TF-501 EQUIV.	TF-600 EQUIV.
228083	228083	SUPERSEDED BY 282156	—	—	—
228128	228451	—	—	—	—
228451	228451	228128	—	—	—
275322	228083	275808, 275934, 276168, 282156	—	—	—
275808	228083	275934, 276168, 282156, 283612	—	—	—
275934	228083	276168, 281932, 282156, 283612	—	—	—
276168	228083	281932, 282156, 283612, 283962	—	—	—
281932	228083	275322, 275808, 275934, 283962	—	—	—
282156	228083	275322, 281932, 283612, 283962	—	—	—
283350	283350	—	281953	—	—
283612	228083	275322, 275808, 281932, 283962	—	—	—
283962	228083	275322, 275808, 275934, 283962	—	—	—

SUB ASSY AND DETAIL REFERENCE

TF-400 COMPR. PC. NO.	CRANK- CASE	CRANK- SHAFT	REAR END CVR. GSKT. OR "O" RING	BEARING TYPE (REAR)	STUD OR CAP SCREW	THRUST WASHER (REAR)	AIR INLET LOCATION	AIR STR. (S) OR FITTING (F)	AIR DISCH. LOCATION	GOV. **	GOV. LOCATION	WATER PORTS		REAR END COVER	CRK. CASE BASE GASKET	CRANK- CASE BASE
												INLET 3/8"	OUTLET 3/8"			
228083	238429	230527	203052	BALL	235464	—	LEFT	226469S	LEFT	226431	L RR	REAR	FRONT	238435	238431	238430
228128	238495	230527	203052	BALL	235464	—	LEFT	226469S	LEFT	226431	L RR	REAR	FRONT	230910	236590	238497
228451	238495	230527	203052	BALL	235464	—	LEFT	226469S	LEFT	—	L RR	REAR	FRONT	238678	236590	238497
275322	238429	230527	203052	BALL	235464	—	LEFT	226469S	LEFT	226431	L RR	R RR	L FRT	238435	238431	238430
275808	238429	230527	240583	SLV	235464	240581	LEFT	226469S	LEFT	277192	L RR	REAR	FRONT	275956	238431	238430
275934	238429	240047	240583	SLV	235464	240581	LEFT	226469S	LEFT	276380	L RR	FRONT	R RR	275956	238431	238430
276168	238429	240047	240583	SLV	235464	240581	LEFT	226469S	LEFT	276108	L RR	REAR	L FRT	275956	238431	238430
A281932	238429	240047	240583	SLV	233798	240581	LEFT	246691F	LEFT	276104	L FRT	REAR	L FRT	275956	238431	238430
282156	238429	240047	240583	SLV	233798	240581	LEFT	226469S	LEFT	276100	L RR	REAR	L FRT	275956	238431	238430
283350	238429	240047	240583	SLV	233798	240581	LEFT	226469S	LEFT	277192	L RR	REAR	R FRT	275956	238431	238430
B283612	238429	240047	240583	SLV	235464	240581	LEFT	279900S	LEFT	276103	L RR	REAR	FRONT	275956	238431	238430
283962	238429	240047	240583	SLV	235464	240581	LEFT	236676F	LEFT	276100	L RR	REAR	L FRT	275956	238431	243430

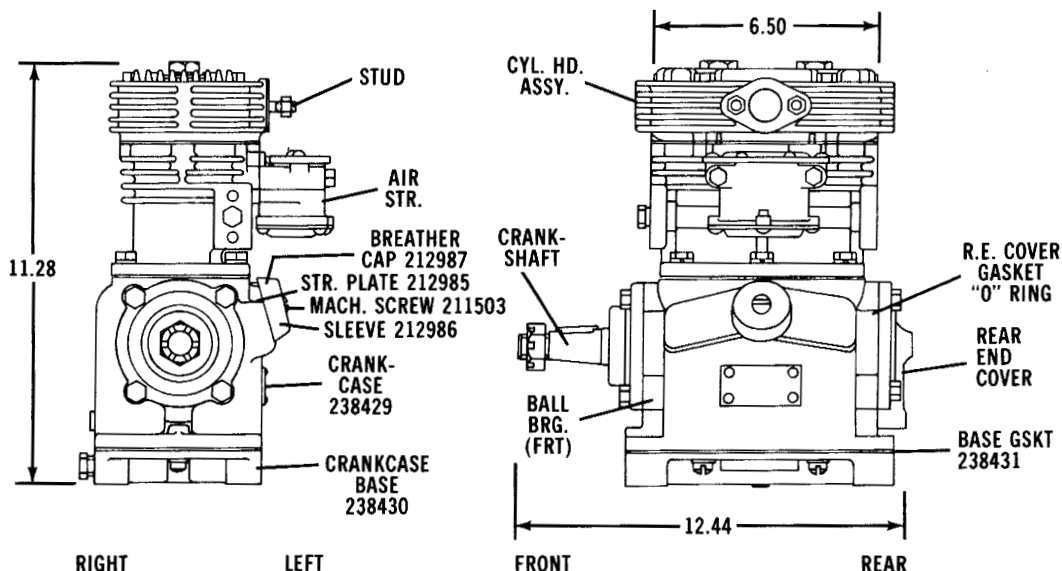
A—ADD STRAINER PLATE 238948 & TWO (2) GASKET 236170

B—ADD DISCH. FITT. 213042

**SEE NOTE ON 01-C-27

PRINTED IN U.S.A.

**VERTICAL MOUNT — AIR COOLED — ENGINE LUBRICATED
WITH CRANKCASE BASE**



REMF. EXCH. AND CHANGEVER SELECTIONS

TF-400 COMPR. PC. NO.	STD. REMF. EXCH.	OPTIONS	CHANGEVER TO/FROM		
			TF-500 EQUIV.	TF-501 EQUIV.	TF-600 EQUIV.
229154	229154	276387, 229184	—	—	—
276387	229154	289184	—	—	—
279260	279260	280385	—	—	—
280385	279260	—	—	—	—
280391	280391	—	—	—	—
289184	229154	276387	—	—	—

*REMF. EXCH. PC. NOS.

SUB ASSY AND DETAIL REFERENCE

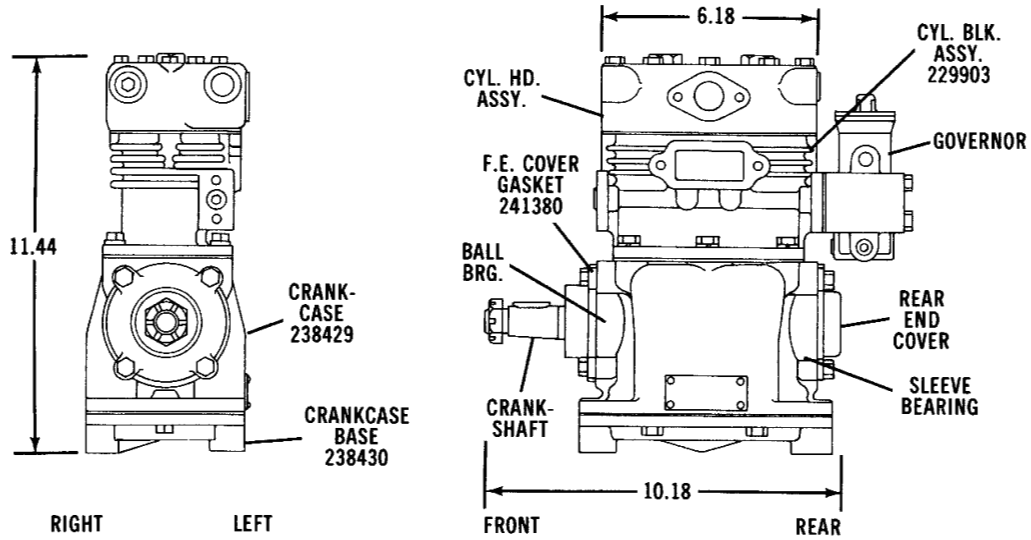
TF-400 COMPR. PC. NO.	CYL. HD. ASSY.	CRANK- SHAFT	RE COVER GASKET OR "O" RING	BEARING TYPE (REAR)	STUD OR CAP SCREW	THRUST WASHER (REAR)	AIR INLET LOCATION	AIR STR (S) OR FITTING (F)	AIR DISCH. LOCATION	GOV. **	GOV. LOCATION	REAR END COVER
229154	226464	230527	203052	BALL	235464	—	LEFT	226469S	LEFT	226431	L RR	238435
276387	281754	240047	240583	SLV	233798	240581	LEFT	226469S	LEFT	276101	L RR	275956
279260	281754	240047	240583	SLV	233798	240581	LEFT	226469S	LEFT	276103	L RR	275956
280385	281754	240047	240583	SLV	233798	240581	LEFT	226469S	LEFT	276380	L RR	275956
280391	281754	240047	240583	SLV	233798	240581	RIGHT	279900S	LEFT	276380	R RR	275956
289184	281754	240047	240583	SLV	235464	240581	LEFT	238948F	LEFT	276101	L RR	275956

**PC. NO. 226431 IS OBSOLETE TYPE "D" GOVERNOR — SEE CATALOG 01-A-1 FOR CURRENT TYPE D-2.

CYL. HD. ASSY.	CYL. HD. ASSY.
226464	226465
281754	281755

CYL. BLK. ASSY.	CYL. BODY ASSY.
229903	227619

VERTICAL MOUNT — WATER COOLED — AIR COOLED BLOCK WITH CRANKCASE BASE



REMF. EXCH. AND CHANGEVER SELECTIONS

TF-400 COMPR. PC. NO.	STD. REMF. EXCH.	OPTIONS	CHANGEVER TO/FROM		
			TF-500 EQUIV.	TF-501 EQUIV.	TF-600 EQUIV.
289409	289823	—	—	—	—
289417	289824	—	—	—	—
289823*	289823	289409	—	—	—
289824*	289823	289417	—	—	—

*REMF. EXCH. PC. NOS.

SUB ASSY AND DETAIL REFERENCE

TF-400 COMPR. PC. NO.	THRUST WASHER (REAR)	AIR INLET LOCATION	INLET FITTING	AIR DISCH. LOCATION	GOV.	GOV. LOCATION	WATER PORTS		REAR END COVER
							INLET %	OUTLET %	
A289409	240581	LEFT	236676	LEFT	280240	L RR	R RR	L FRT	275956
A289417	240581	LEFT	—	LEFT	276104	L RR	R RR	L FRT	275956
289823*	—	LEFT	—	LEFT	—	OPEN	OPEN	OPEN	—
289824*	—	LEFT	—	LEFT	—	OPEN	OPEN	OPEN	—

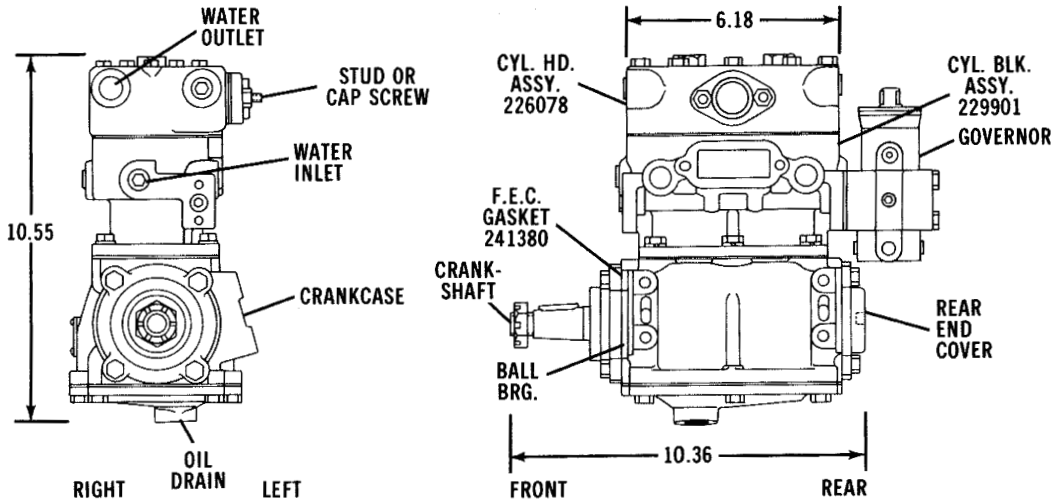
A—ADD STRAINER PLATE 238948 & TWO (2) GASKET 236170

CYL. HD. ASSY.	CYL. HD. BODY ASSY.
275335	275336

CYL. BLK. ASSY.	CYL. BLK. BODY ASSY.
229903	227619

PRINTED IN U.S.A.

SIDE MOUNT — WATER COOLED



REMFR. EXCH. AND CHANGEOVER SELECTIONS

TF-400 COMPR. PC. NO.	STD. REMFR. EXCH.	OPTIONS	CHANGEOVER TO/FROM		
			TF-500 EQUIV.	TF-501 EQUIV.	TF-600 EQUIV.
227446	227446	229187, 275185, 275803, 277127	275804	286556	—
229187	227446	275185, 275803, 277127	275804	286556	283662
275185	227446	229187, 275803, 277127	275804	286556	283662
275803	227446	229187, 275185, 277127	275804	—	—
276833	276833	—	—	—	—
277127	227446	229187, 275185, 275803	275804	286556	283662
280386	280386	281144	275804	—	—
281144	280386	—	—	—	—
281338	281338	281601, 283063, 283511, 283512	—	—	—
281601	281338	284765, 284766, 285734, 285735	—	—	—
283046	283046	283507	—	—	—
283063	281338	281601, 283511, 283512, 284765	—	—	—
283507	283046	—	—	—	—
283511	281338	281601, 284765, 284766, 285734	—	—	—
283512	281338	281601, 283511, 284765, 284766	—	—	—
284765	281338	283063, 284765, 285734, 284735	—	—	—
284766	281338	283063, 283512, 285734, 285735	—	—	—
285734	281338	283063, 283511, 283512, 285735	—	—	—
285735	281338	281601, 283063, 283511, 283512	—	—	—

CYL. HD. ASSY.	CYL. HD. BODY ASSY.
226078	226316

CYL. BLK. ASSY.	CYL. BLK. BODY ASSY.
229901	227445

SUB ASSY AND DETAIL REFERENCE

TF-400 COMPR. PC. NO.	CRANK- CASE	CRANK- SHAFT	REC GASKET OR "O" RING	BEARING TYPE (REAR)	CRANK- CASE BASE	OIL DRAIN LOCATION	STUD OR CAP SCREW	THRUST WASHER (REAR)	AIR INLET LOCATION	AIR STR (S) OR FITTING (F)	AIR DISCH. LOCATION	GOV. **	GOV. LOCATION	WATER PORTS		OIL INLET LOCATION	REAR END COVER	DISCH. FITTING
														INLET 3/8	OUTLET 3/8			
A227446	237683	230527	203052	BALL	237681	REAR	233798	—	RIGHT	226469S	RIGHT	226431	R FRT	REAR	FRONT	REAR	237699	—
A229187	239579	239312	240583	SLEEVE	237681	REAR	233798	240581	RIGHT	226469S	RIGHT	226431	R FRT	REAR	FRONT	REAR	239314	—
275185	237683	230527	240583	SLEEVE	237681	REAR	233798	240581	RIGHT	226469S	RIGHT	—	R RR	REAR	FRONT	REAR	237699	—
A275803	241051	240047	240583	SLEEVE	237681	REAR	233798	240581	RIGHT	226469S	RIGHT	277192	R RR	REAR	L FRT	REAR	275954	—
276833	237683	230527	203052	BALL	237681	FRONT	—	—	LEFT	226469S	LEFT	226431	REAR	LEFT	FRONT	REAR	237699	—
277127	241051	240047	240583	SLEEVE	243337	FRONT	233798	240581	RIGHT	226469S	RIGHT	276102	R FRT	LEFT	FRONT	REAR	275983	—
A280386	241051	240047	240583	SLEEVE	243337	REAR	233798	240581	RIGHT	226469S	RIGHT	276336	R RR	LEFT	L FRT	REAR	275983	—
B281144	241051	240047	240583	BALL	243337	REAR	233798	240581	RIGHT	226469S	RIGHT	276336	R RR	LEFT	FRONT	REAR	275983	—
A281338	241051	240047	240583	SLEEVE	246100	FRONT	233798	240581	RIGHT	226469S	RIGHT	276380	R FRT	LEFT	L FRT	REAR	275983	—
B281601	241051	240047	240583	SLEEVE	246100	FRONT	233798	240581	RIGHT	226469S	RIGHT	276336	R RR	LEFT	L FRT	REAR	275983	—
C283046	241051	240047	240583	SLEEVE	243337	FRONT	233798	240581	LEFT	—	LEFT	276336	L RR	LEFT	R FRT	RIGHT	276096	—
AC283063	241051	240047	240583	SLEEVE	246100	FRONT	233798	240581	RIGHT	241340F	RIGHT	276380	R FRT	LEFT	L FRT	REAR	275983	213042
C283507	241051	240047	240583	SLEEVE	243337	FRONT	233798	240581	LEFT	—	LEFT	276336	L RR	LEFT	R FRT	RIGHT	276096	—
B283511	241051	240047	240583	SLEEVE	246100	FRONT	233798	240581	RIGHT	226469S	RIGHT	276336	R RR	LEFT	L FRT	REAR	275983	—
AC283512	241051	240047	240583	SLEEVE	246100	FRONT	233798	240581	RIGHT	241340F	RIGHT	276380	R FRT	LEFT	L FRT	REAR	275983	213042
284765	241051	240047	240583	SLEEVE	236100	FRONT	233798	240581	RIGHT	226469S	RIGHT	276336	L RR	LEFT	L FRT	REAR	275983	—
284766	241051	240047	240583	SLEEVE	246100	FRONT	233798	240581	RIGHT	226469S	RIGHT	276336	R RR	LEFT	L FRT	REAR	275983	—
C285734	241051	240047	240583	SLEEVE	246100	FRONT	233798	240581	RIGHT	241340F	RIGHT	—	R RR	REAR	L FRT	REAR	275983	213042
C285735	241051	240047	240583	SLEEVE	246100	FRONT	—	240581	RIGHT	241340F	RIGHT	—	R RR	REAR	L FRT	REAR	275983	213042

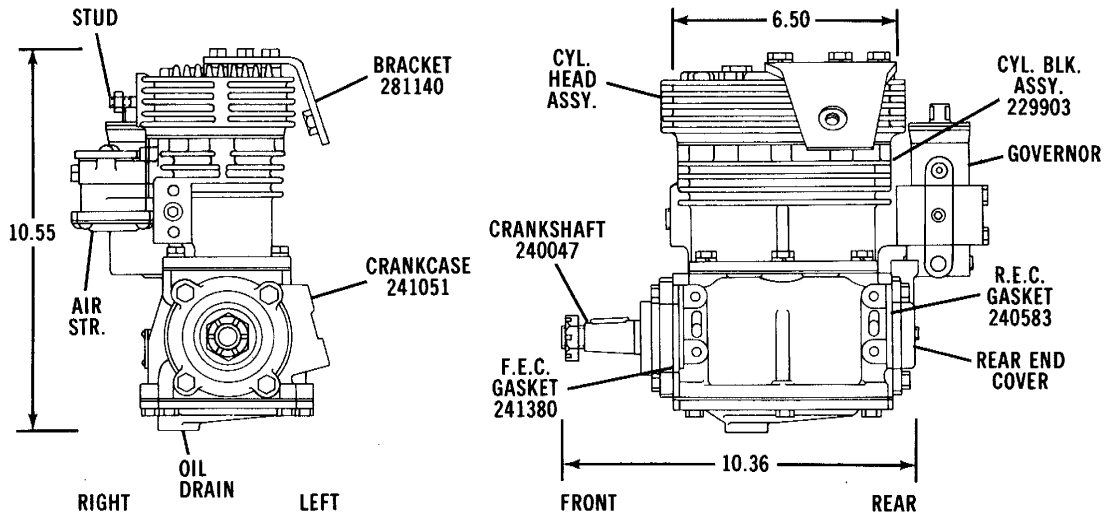
A—ADD GOVERNOR ADAPTER 226992 & TWO (2) GASKET 236577

B—ADD BRACKET 281140 & SPACER 245535

C—ADD STRAINER PLATE 238948 & TWO (2) GASKET 236170

**PC. NO. 226431 IS OBSOLETE TYPE "D" GOVERNOR — SEE CATALOG 01-A-1 FOR CURRENT TYPE D-2.

SIDE MOUNT — AIR COOLED



REMFR. EXCH. AND CHANGEOVER SELECTIONS

TF-400 COMPR. PC. NO.	STD. REMFR. EXCH.	OPTIONS	CHANGEOVER TO/FROM		
			TF-500 EQUIV.	TF-501 EQUIV.	TF-600 EQUIV.
279037	279037	280384, 280432, 281145	281146	286556	283662
279712	279712	101245, 283578	—	—	—
280384	279037	280384, 280432, 281145	—	—	—
280432	279037	280384, 281145	—	—	—
281145	279037	280384, 280432	—	—	—
281602	281602	101244, 283510, 204763, 284764	—	—	—
283045	283506	283965, 283966	—	—	—
283506	283506	283045, 283965, 283966	—	—	—
283510	281602	101244, 284763, 283764	—	—	—
283578	279712	—	—	—	—
283965	283506	283045, 283966	—	—	—
283966	283506	283045, 283965	—	—	—
284763	281602	101244, 283510, 284764	—	—	—
284764	281602	101244, 283510, 284763	—	—	—

CYL. HD. ASSY.	CYL. HD. BODY ASSY.
226464	226465
281754	281755

CYL. BLK. ASSY.	CYL. BLK. BODY ASSY.
229903	227619

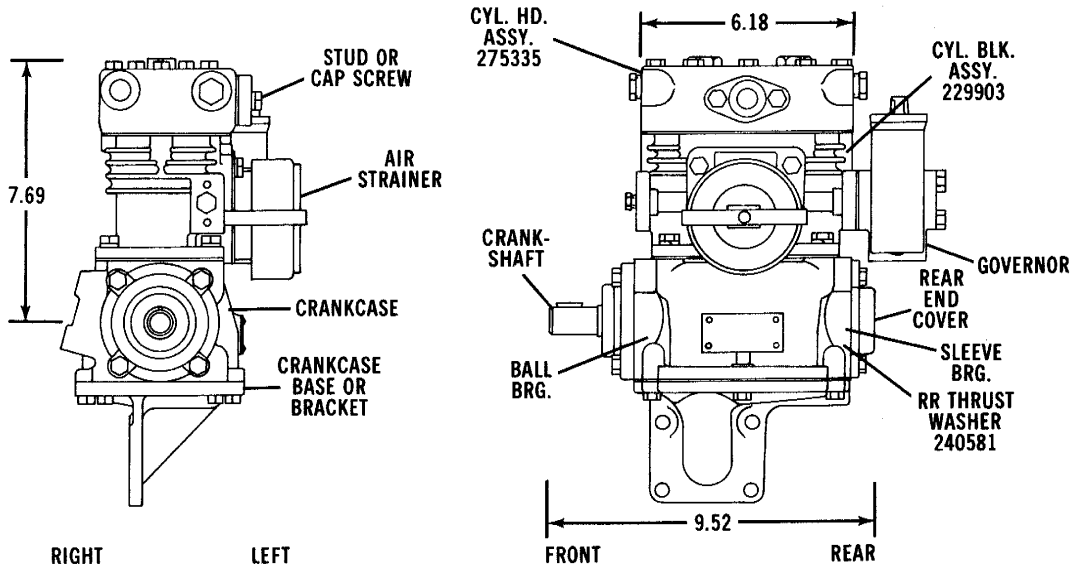
SUB ASSY AND DETAIL REFERENCE

TF-400 COMPR. PC. NO.	CYL. HD. ASSY.	BEARING TYPES		CRANK- CASE BASE	STUD OR CAP SCREW	THRUST WASHER FRONT	THRUST WASHER REAR	AIR INLET LOCATION	AIR STR.	AIR DISCH. LOCATION	DISCH. FITTING	GOV.	GOV. LOCATION	OIL INLET LOCATION	REAR END COVER
		FRONT	REAR												
279037	226464	BALL	SLEEVE	243337	233798	—	240581	RIGHT	226469	RIGHT	—	276102	R RR	REAR	275983
279712	281754	BALL	SLEEVE	243337	233798	—	240581	LEFT	226469	LEFT	—	276336	L RR	REAR	275954
280384	226464	BALL	SLEEVE	243337	233798	—	240581	RIGHT	226469	RIGHT	—	276336	R RR	REAR	275983
280432	281754	SLEEVE	SLEEVE	243337	233798	240581	240581	RIGHT	226469	RIGHT	—	276102	R RR	REAR	275983
A281145	281754	BALL	SLEEVE	243337	233798	—	240581	RIGHT	226469	RIGHT	—	276336	R RR	REAR	275983
281602	281754	BALL	SLEEVE	246100	233798	—	240581	RIGHT	226469	RIGHT	—	276336	R RR	REAR	275983
B283045	281754	BALL	SLEEVE	243337	233798	—	240581	LEFT	—	LEFT	—	—	L RR	RIGHT	276096
B283506	281754	BALL	SLEEVE	243337	233798	—	240581	LEFT	—	LEFT	—	276336	L RR	RIGHT	276096
283510	281754	BALL	SLEEVE	243337	233798	—	240581	RIGHT	226469	RIGHT	—	276336	R RR	REAR	275983
283578	281754	BALL	SLEEVE	243337	233798	—	240581	LEFT	226469	LEFT	213042	276336	L RR	REAR	275954
BD283965	281754	BALL	SLEEVE	243337	233798	—	240581	LEFT	—	LEFT	—	277192	L RR	RIGHT	276096
B283966	281754	BALL	SLEEVE	243337	233798	—	240581	LEFT	—	LEFT	—	277192	L RR	RIGHT	276096
284763	281754	BALL	SLEEVE	246100	233798	—	240581	RIGHT	226469	RIGHT	—	276336	R RR	REAR	275983
B284764	281754	BALL	SLEEVE	246100	233798	—	240581	RIGHT	226469	RIGHT	—	276336	R RR	REAR	275983

PRINTED IN U.S.A.

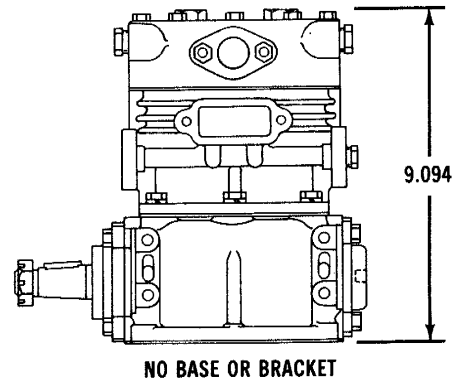
- A—ADD BRACKET 281140
- B—ADD STRAINER PLATE 238948 & TWO (2) GASKET 236170
- C—ADD GOVERNOR ADAPTER 227319 & TWO (2) GASKET 236577
- D—ADD BRACKET 281140 & SPACER 245535

**SIDE MOUNT — WATER COOLED HEAD —
AIR COOLED BLOCK**



REMF. EXCH. AND CHANGEVER SELECTIONS

TF-400 COMPR. PC. NO.	STD. REMF. EXCH.	OPTIONS	CHANGEVER TO/FROM		
			TF-500 EQUIV.	TF-501 EQUIV.	TF-600 EQUIV.
276755	276755	276775, 276776	—	—	—
276775	276775	—	—	—	—
276776	276755	276775	—	—	—
276831	276831	279362, 281209, 289827	—	—	—
279362	276831	281209, 289827	—	—	—
281209	276831	279362, 289827	—	—	—
281996	281996	—	—	—	—
287982	289545	288700, 289003	—	—	—
288700	289545	287982, 289003	—	—	—
289003	289545	287982, 288700	—	—	—
289434	289820	—	—	—	—
289545*	289545	287982, 288700, 289003	—	—	—
289820*	289820	289434	—	—	—



CYL. HD. ASSY.	CYL. HD. BODY ASSY.
275335	275336

CYL. BLK. ASSY.	CYL. BLK. BODY ASSY.
229903	227619

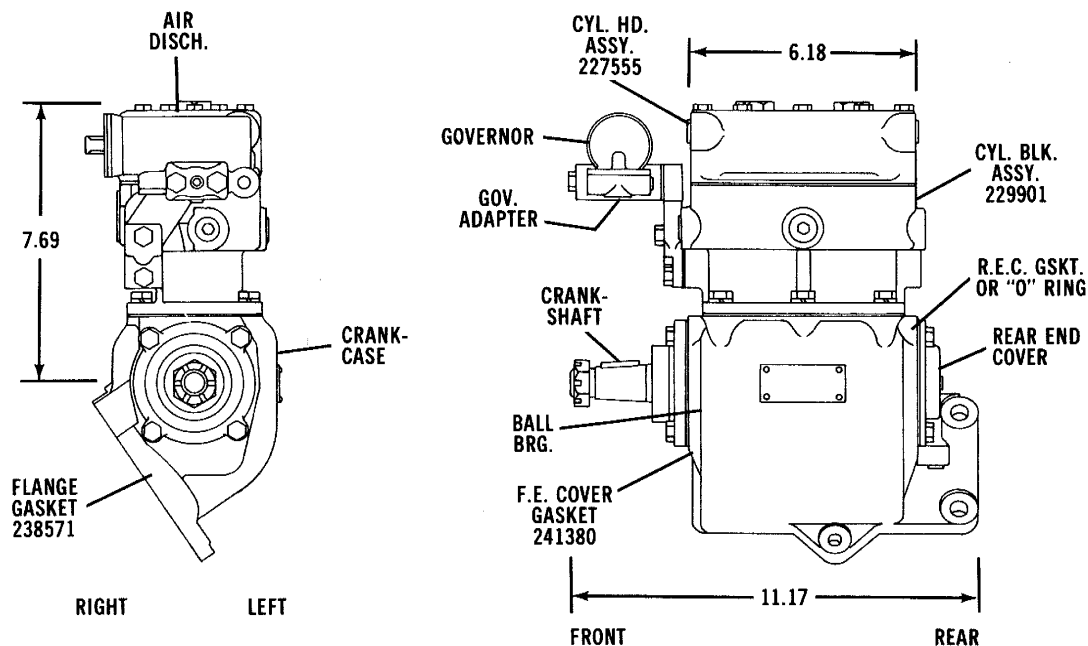
*REMF. EXCH. PC. NOS.

SUB ASSY AND DETAIL REFERENCE

TF-400 COMPR. PC. NO.	CRANK- CASE	CRANK- SHAFT	CRANK- CASE BASE	CRANK- CASE BASE BRACKET	STUD OR CAP SCREW	AIR INLET LOCATION	AIR STR. (S) OR INLET FITTING (F)	AIR DISCH. LOCATION	GOV.	GOV. LOCATION	WATER PORTS		REAR END COVER
											INLET	OUTLET	
276755	241051	240047	—	—	—	LEFT	—	LEFT	—	L FRT	L RR	REAR	275956
276775	241051	240047	237681	—	233798	LEFT	—	LEFT	—	L FRT	L RR	REAR	275956
276776	241051	240047	—	—	—	LEFT	—	LEFT	—	L FRT	L RR	L FRT	275956
A276831	241672	241674	—	276884	—	LEFT	226469S	LEFT	276101	L RR	R FRT	L RR	275956
A279362	241672	241674	—	276884	—	LEFT	279900S	LEFT	276101	L RR	L RR	R FRT	275956
AB281209	241672	241674	—	276884	—	LEFT	226469S	LEFT	276104	L RR	L RR	R FRT	275956
281996	241672	241674	—	282026	233798	LEFT	279900S	LEFT	276101	L RR	L RR	R FRT	275956
287982	241672	241674	—	—	—	LEFT	279900S	LEFT	276101	L RR	L RR	R FRT	275956
288700	241672	241674	—	—	—	LEFT	279900S	LEFT	276101	L RR	L RR	R FRT	275956
B289003	241672	241674	—	—	—	LEFT	246691F	LEFT	276101	L RR	L RR	R FRT	275956
289434	241051	240047	237681	—	—	RIGHT	226469S	RIGHT	277192	R FRT	R RR	L FRT	275954
289545*	—	—	—	—	—	RIGHT	—	RIGHT	—	OPEN	OPEN	OPEN	—
289820*	—	—	—	—	—	RIGHT	—	RIGHT	—	OPEN	OPEN	OPEN	—

A—ADD FOUR (4) CAP SCREW 237315 & LW 237648
 B—ADD STRAINER PLATE 238948 & TWO (2) GASKET 236170
 C—ADD GOVERNOR ADAPTER 226992 & TWO (2) GASKET 236577

OFFSET MOUNT — WATER COOLED



REMFR. EXCH. AND CHANGEOVER SELECTIONS

TF-400 COMPR. PC. NO.	STD. REMFR. EXCH.	OPTIONS	CHANGEOVER TO/FROM		
			TF-500 EQUIV.	TF-501 EQUIV.	TF-600 EQUIV.
227546	229077	228205, 275805, 283508, 287405	229078	—	280950
228205	229077	275190, 275805, 283508, 287405	229078	—	280950
229077	229077	101246, 275190, 277581, 287237	229078	—	280624
275190	229077	101246, 227546, 277581, 287237	229078	—	280624
275805	229077	229077, 275190, 277581, 287237	229078	—	280624
277581	229077	101246, 227546, 228205, 287237	229078	—	280624
282596	283505	101247	229078	—	280624
283505	283505	101247, 282596	—	—	—
283508	229077	229077, 275190, 275805, 277581	—	—	—
287237	229077	101246, 227546, 228205, 287405	—	—	—
287405	229077	275190, 275805, 277581, 283508	—	—	—

CYL. HD. ASSY.	CYL. HD. BODY ASSY.
227555	227556

CYL. BLK. ASSY.	CYL. BLK. BODY ASSY.
229901	227445

**PC. NO. 226363 IS OBSOLETE TYPE "D" GOV.
SEE CATALOG 01-A-1 FOR CURRENT TYPE D-2.

SUB ASSY AND DETAIL REFERENCE

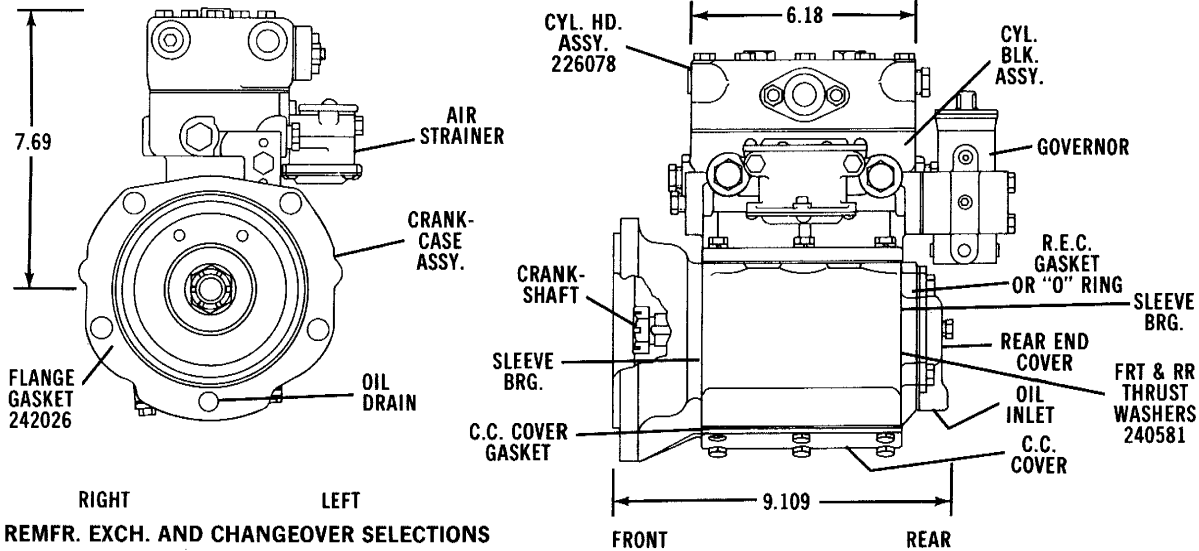
TF-400 COMPR. PC. NO.	CRANK- CASE	CRANK- SHAFT	R.E. COVER GASKET OR "O" RING	BEARING TYPE (REAR)	THRUST WASHER (REAR)	AIR INLET LOCATION	GOV. **	GOV. LOCATION	WATER PORTS		REAR END COVER	AIR STRAINER
									INLET 3/8"	OUTLET 3/8"		
227546	237841	230527	203052	BALL	—	LEFT	—	L RR	REAR	R FRT	230529	226469
228205	237841	230527	203052	BALL	—	LEFT	—	L RR	REAR	R FRT	230529	226469
229077	237841	230527	203052	BALL	—	LEFT	—	L RR	REAR	R RR	230529	—
A275190	237841	230527	203052	BALL	—	LEFT	226363	L RR	REAR	R FRT	230529	—
A275805	241044	240047	240583	SLEEVE	240581	LEFT	276380	L RR	REAR	R FRT	275955	—
BC277581	241044	240047	240583	SLEEVE	240581	LEFT	—	L RR	REAR	R FRT	275955	—
282596	241044	240047	240583	SLEEVE	240581	RIGHT	276108	R FRT	L RR	R FRT	275955	—
B283505	241044	240047	240583	SLEEVE	240581	RIGHT	276108	R FRT	L RR	R FRT	275955	—
A283508	241044	240047	240583	SLEEVE	240581	LEFT	276380	L RR	REAR	R FRT	275955	—
287237	241044	240047	240583	SLEEVE	240581	LEFT	277192	L RR	REAR	R FRT	275955	—
287405	241044	240047	240583	SLEEVE	240581	LEFT	277192	L RR	REAR	R FRT	275955	—

- A—ADD GOV. ADAPTER 226992 & TWO (2) GASKET 236577
- B—ADD STRAINER PLATE 238948 & TWO (2) GASKET 236170
- C—ADD GOV. ADAPTER 283072 & TWO (2) GASKET 236577

**SEE NOTE ON 01-C-34

PRINTED IN U.S.A.

DDAD FLANGE MOUNT — 0° TILT — WATER COOLED



REMFR. EXCH. AND CHANGEOVER SELECTIONS

TF-400 COMPR. PC. NO.	STD. REMFR. EXCH.	OPTIONS	CHANGEOVER TO/FROM		
			TF-500 EQUIV.	TF-501 EQUIV.	TF-600 EQUIV.
229726	229726	—	—	—	—
276136	276166	276169, 280094, 280254, 280367	—	—	—
276166	276166	276136, 283367, 286294, 286296	—	—	—
276169	276166	280094, 280254, 280367, 282383	276961	285982	280525
276778	276778	276911, 279887, 282386, 282387	—	—	—
276911	276778	279887, 279920, 282386, 282387	—	—	—
279887	276778	276911, 279920, 282386, 282387	—	—	—
279920	276778	276911, 279887, 282386, 282387	—	—	—
280094	276166	280254, 280367, 282383, 282384	—	—	—
280254	276166	280367, 282383, 282384, 285591	—	—	—
280363	276166	276136, 283367, 286294, 286296	—	—	—
280367	276166	282383, 282384, 285591, 285837	—	—	—
281112	281112	—	—	—	—
282383	276166	280363, 282384, 285591, 285837	276961	285982	280525
282384	276166	280363, 283367, 285591, 285837	276961	285982	280525
282386	276778	276911, 279887, 279920, 282387	—	—	—
282387	276778	276911, 279887, 279920, 282386	—	—	—
283367	276166	276136, 276169, 286294, 286296	—	—	—
286294	276166	276136, 276169, 280094, 286296	—	—	—
286296	276166	276136, 276169, 280094, 280254	—	—	—

CYL. HD. ASSY.	CYL. HD. BODY ASSY.
226078	226316

CYL. BLK. ASSY.	CYL. BODY ASSY.
229901	227445
229902	227612

SUB ASSY AND DETAIL REFERENCE

TF-400 COMPR. PC. NO.	CYL. BLK. ASSY.	CRANK- CASE ASSY.	CRANK- SHAFT	R.E.C. GASKET OR "O" RING	STUD OR CAP SCREW	AIR INLET LOCATION	AIR STRAINER	AIR DISCH. LOCATION	DISCH. FITTING	GOV.	GOV. LOCATION	WATER PORTS		REAR END COVER	CRANK- CASE COVER	C.C. COVER GASKET
												INLET 3/8"	OUTLET 3/8"			
E229726	229902	239858	211925	203052	—	LEFT	—	LEFT	—	—	BOTH PLGD	FRONT	FRONT	202921	214789	235418
276136	229901	276253	241212	240583	233798	LEFT	226469	LEFT	—	276103	L RR	RIGHT	L FRT	275954	241280	292332
276166	229901	276553	241212	240583	233798	LEFT	—	LEFT	—	—	L RR	RIGHT	L FRT	275954	241280	235418
276169	229901	276253	241212	240583	—	LEFT	—	LEFT	—	—	L RR	FRONT	R FRT	275954	241280	292332
276778	229901	276253	241212	240583	233798	RIGHT	279900	RIGHT	—	276102	R RR	LEFT	L FRT	275954	241280	235418
276911	229901	276253	241212	240583	—	RIGHT	—	RIGHT	—	—	R RR	FRONT	R FRT	275954	241280	235418
279887	229901	276253	241212	240583	—	RIGHT	279900	RIGHT	—	—	R RR	FRONT	R FRT	275954	241280	235418
A279920	229901	276253	241212	240583	—	RIGHT	—	RIGHT	—	279982	R RR	RIGHT	L FRT	275954	241280	235418
B280094	229901	276253	241212	240583	—	LEFT	226469	LEFT	—	277115	L RR	RIGHT	L FRT	275954	241280	235418
280254	229901	276253	241212	240583	233798	LEFT	279900	LEFT	213041	276103	L RR	RIGHT	L FRT	275954	241280	235418
280363	229901	276253	241212	240583	233798	LEFT	—	LEFT	—	276105	L RR	RIGHT	L FRT	275954	241280	292332
280367	229901	276253	241212	240583	233798	LEFT	279900	LEFT	—	276103	L RR	RIGHT	L FRT	275954	241280	235418
C281112	229901	276253	245502	240583	233798	RIGHT	—	RIGHT	—	—	R RR	LEFT	L FRT	281114	241280	235418
282383	229901	276253	241212	240583	—	LEFT	—	LEFT	—	—	BOTH PLGD	OPEN	OPEN	275954	241280	235418
282384	229901	276253	241212	240583	—	LEFT	—	LEFT	—	—	BOTH PLGD	OPEN	OPEN	275954	241280	292332
282386	229901	276253	241212	240583	—	RIGHT	—	RIGHT	—	—	BOTH PLGD	OPEN	OPEN	275954	241280	235418
282387	229901	276253	241212	240583	—	RIGHT	—	RIGHT	—	—	BOTH PLGD	OPEN	OPEN	275954	241280	292332
283367	229901	276253	241212	240583	—	LEFT	279900	LEFT	213042	276103	L RR	RIGHT	L FRT	275954	241280	235418
285591	229901	276253	241212	240583	235464	LEFT	—	LEFT	—	—	L RR	RIGHT	L FRT	275954	241280	235418
D285837	229901	276253	241212	240583	233798	LEFT	—	LEFT	213042	—	BOTH PLGD	RIGHT	L FRT	275954	241280	235418
286294	229901	276253	241212	240583	—	LEFT	226469	LEFT	—	277115	L RR	RIGHT	L FRT	275954	241280	235418
B286296	229901	276253	241212	240583	233798	LEFT	279900	LEFT	—	276103	L RR	RIGHT	L FRT	275954	241280	235418

A—ADD GOV. BRKT 278697, ONE EACH ELBOWS 205539 & 224318 & TUBING 244720

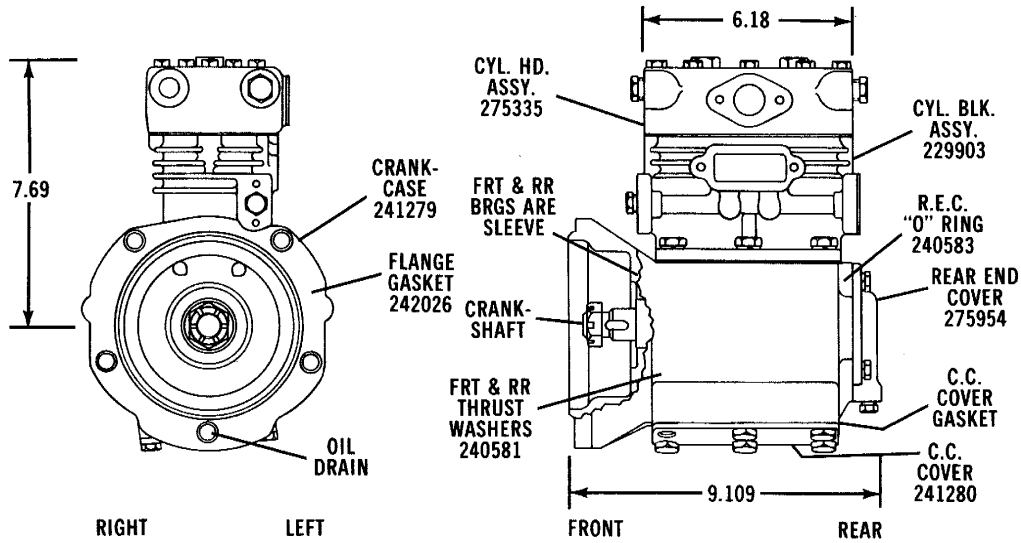
B—ADD GOV. BRKT 244833

C—ADD "O" RING 203238, CRANKSHAFT ADAPTER 245503, CAP SCREW 237315 & L.W. 237648

D—ADD STRAINER PLATE 238948 & TWO (2) GASKET 236170

E—THIS COMPR. HAS BALL BRGS. FRT & RR.

**DDAD FLANGE MOUNT — 0° TILT — WATER COOLED HEAD
AIR COOLED BLOCK**



REMFR. EXCH. AND CHANGEOVER SELECTIONS

TF-400 COMPR. PC. NO.	STD. REMFR. EXCH.	OPTIONS	CHANGEOVER TO/FROM		
			TF-500 EQUIV.	TF-501 EQUIV.	TF-600 EQUIV.
279022	279150	279023, 289433, 289436, 289443	—	—	—
279023	279150	289404, 289433, 289436, 289443	—	—	—
279150	279150	279023, 289433, 289436, 289443	—	—	—
279282 289404	279282 279150	289413 289406, 289411, 289429, 289431	—	—	—
289406	279150	279022, 289411, 289429, 289431	—	—	—
289411	279150	279022, 289404, 289429, 289431	—	—	—
289413 289429	279282 279150	— 279022, 279023, 289404	—	—	—
289431	279150	279022, 279023, 289433, 289436	—	—	—
289433	279150	289404, 289406, 289441, 289436	—	—	—
289436	279150	289404, 289406, 289411, 289429	—	—	—
289437 289443*	279282 279150	— 289406, 289411, 289429, 289431	—	—	—

CYL. HD. ASSY.	CYL. HD. BODY ASSY.
275335	275336

CYL. BLK. ASSY.	CYL. BLK. BODY ASSY.
229903	227619

*REMFR. EXCH. PC. NOS.

SUB ASSY AND DETAIL REFERENCE

TF-400 COMPR. PC. NO.	STUD OR CAP SCREW	AIR INLET LOCATION	AIR STR. (S) OR INLET FITTING (F)	AIR DISCH. LOCATION	DISCH. FITTING	GOV.	GOV. LOCATION	WATER PORTS		C.C. COVER GASKET
								INLET 3/8	OUTLET 3/8	
279022	233798	LEFT	226469S	LEFT	—	276103	L RR	L RR	L FRT	235418
279023	—	LEFT	—	LEFT	—	—	L RR	L RR	L FRT	235418
279150	235464	LEFT	—	LEFT	—	—	L RR	L RR	L FRT	235418
279282	—	RIGHT	—	RIGHT	—	—	R RR	L FRT	R RR	292332
289404	—	LEFT	226469S	LEFT	—	276103	L RR	R RR	L FRT	292332
289406	—	LEFT	—	LEFT	—	—	L RR	L RR	R FRT	292332
289411	—	LEFT	279900S	LEFT	213041	276103	L RR	R RR	L FRT	292332
289413	—	RIGHT	—	RIGHT	—	—	R RR	L RR	R FRT	292332
A289429	—	LEFT	226469S	LEFT	—	277115	L RR	R RR	L FRT	292332
B289431	—	LEFT	237461F	LEFT	213042	—	PLUGGED	L RR	L FRT	292332
289433	—	LEFT	—	LEFT	—	276105	L RR	R RR	L FRT	292332
289436	—	LEFT	—	LEFT	—	—	PLUGGED	OPEN	OPEN	292332
289437	—	RIGHT	—	RIGHT	—	—	PLUGGED	OPEN	OPEN	292332
289443*	—	LEFT	—	LEFT	—	—	OPEN	OPEN	OPEN	—

A—ADD GOVERNOR BRACKET 244833

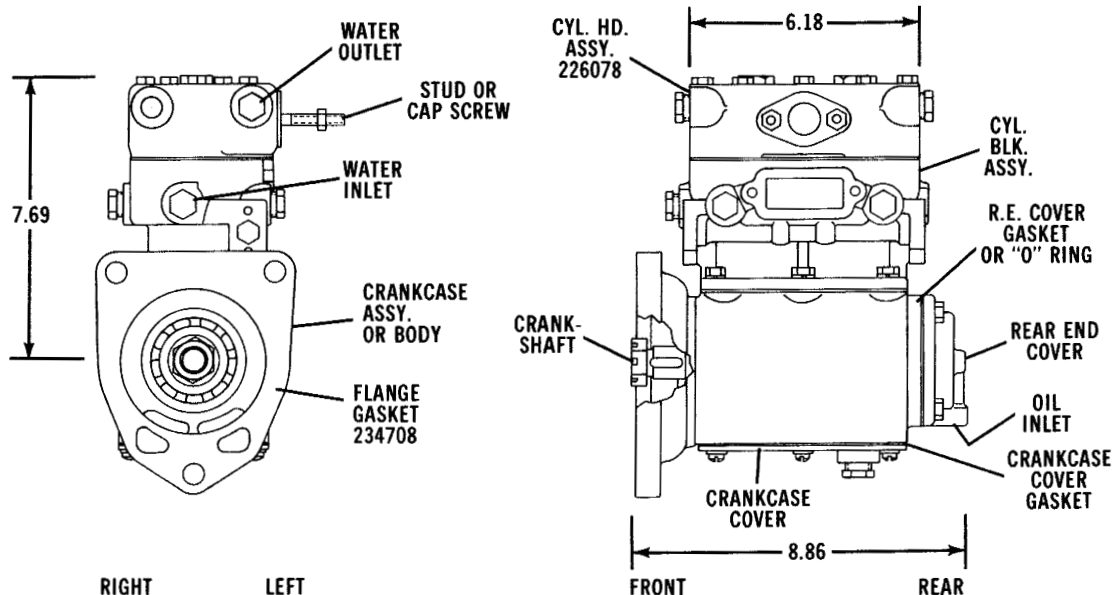
B—ADD STRAINER PLATE 238948 & TWO (2) GASKET 236170

FEB. 1979

SERVICE PARTS INFORMATION
SHOWN ON PAGES 01-C-2 AND 3.

PRINTED IN U.S.A.

MACK FLANGE MOUNT — WATER COOLED



REMFR. EXCH. AND CHANGEVER SELECTIONS

TF-400 COMPR. PC. NO.	STD. REMFR. EXCH.	OPTIONS	CHANGEVER TO/FROM		
			TF-500 EQUIV.	TF-501 EQUIV.	TF-600 EQUIV.
226435	228138	226725, 227538, 282159	—	—	—
226482	227415	226549, 228990, 277099, 278399	227326	—	—
226549	227415	228990, 277099, 278399, 278400	227326	—	—
226725	228138	226435, 227538, 282159	—	—	280617
227415*	227415	228990, 277099, 278399, 278400	227326	—	280608
227538	228138	226435, 226725, 282159	—	—	—
228138*	228138	226435, 226725, 227538, 282159	—	—	—
228990	227415	226482, 277099, 278399, 278400	227326	—	280608
277099	227415	226482, 226549, 278399, 278400	227326	—	280608
278399	227415	226482, 226549, 228990, 278400	—	—	—
278400	227415	226482, 226549, 228990, 277099	227326	—	280608
280727	280727	—	—	—	—
280728	280728	289822	—	—	—
282159	228138	226435, 226725, 227538	227327	—	—

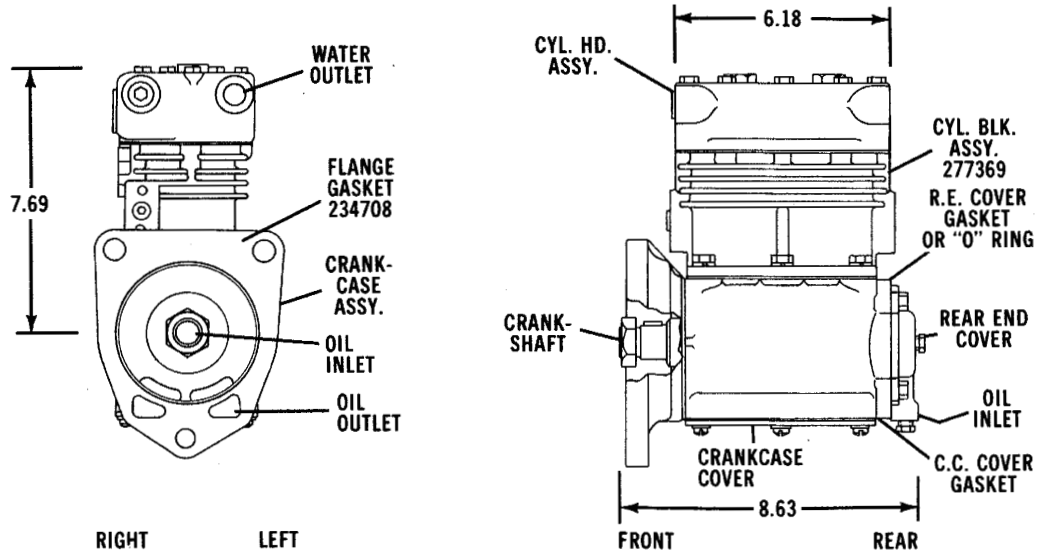
CYL. HD. ASSY.	CYL. HD. BODY ASSY.
226078	226316

CYL. BLK. ASSY.	CYL. BLK. BODY ASSY.
229902	227612
280730	280731

SUB ASSY AND DETAIL REFERENCE

TF-400 COMPR. PC. NO.	CYL. BLK. ASSY.	C.C. ASSY. OR CC BODY	CRANK- SHAFT	R.E.C. GASKET OR "O" RING	BEARING TYPES		STUD OR CAP SCREW	THRUST WASHERS		AIR INLET LOCATION	AIR STR.	AIR DISCH. LOCATION	GOV.	GOV. LOCATION	WATER PORTS		REAR END COVER	C.C. COVER GASKET	CRANK- CASE COVER
					FRONT	REAR		FRONT	REAR						INLET 3/8"	OUTLET 3/8"			
226435	229902	202919	211925	203052	BALL	BALL	230672	—	—	LEFT	—	LEFT	L RR	—	REAR	FRONT	202921	202897	230866
226482	229902	275424	212285	203052	BALL	BALL	—	—	—	RIGHT	226469	RIGHT	R RR	—	FRONT	FRONT	202921	202897	202887
226549	229902	275424	212285	203052	BALL	BALL	—	—	—	RIGHT	226469	RIGHT	R RR	—	FRONT	FRONT	202921	202897	202887
226725	229902	202919	211925	203052	BALL	BALL	230672	—	—	LEFT	—	LEFT	L RR	—	REAR	FRONT	202921	202897	230866
227415*	—	—	—	—	—	—	—	—	—	RIGHT	—	RIGHT	OPEN	—	OPEN	OPEN	—	—	—
227538	229902	202919	211925	203052	BALL	BALL	230672	—	—	LEFT	226469	LEFT	L RR	226363	REAR	FRONT	202921	202897	230866
228138*	—	—	—	—	—	—	—	—	—	LEFT	—	LEFT	OPEN	—	OPEN	OPEN	—	—	—
228990	229902	202919	212285	203052	BALL	BALL	—	—	—	RIGHT	226469	RIGHT	R RR	—	FRONT	FRONT	202921	202897	202887
277099	229902	232316	212285	—	—	—	—	—	—	RIGHT	—	RIGHT	R RR	—	FRONT	FRONT	202921	202897	202887
278399	229902	240579	240582	240583	SLV	SLV	—	240581	240581	RIGHT	226469	RIGHT	R RR	—	FRONT	L FRT	275954	235418	214789
278400	229902	240579	240582	240583	SLV	SLV	—	240581	240581	RIGHT	226469	RIGHT	R RR	—	FRT RR	L FRT	275954	235418	214789
278401	229902	240579	240582	240583	SLV	SLV	—	240581	240581	RIGHT	—	RIGHT	OPEN	—	OPEN	OPEN	275954	235418	214789
280727	280730	245192	245196	203052	BALL	BALL	245200	—	—	RIGHT	—	RIGHT	R RR	—	RIGHT	R FRT	230910	235418	202887
280728	280730	245193	245202	203052	BALL	BALL	245200	—	—	RIGHT	—	RIGHT	R RR	—	RIGHT	R FRT	237699	292332	231882
282159	229902	240579	241212	240583	SLV	SLV	230672	240581	240581	LEFT	226469	LEFT	L RR	276101	REAR	R FRT	275954	235418	230866

**MACK FLANGE MOUNT — WATER COOLED HEAD
AIR COOLED BLOCK**



REMFR. EXCH. AND CHANGEVER SELECTIONS

TF-400 COMPR. PC. NO.	STD. REMFR. EXCH.	OPTIONS	CHANGEVER TO/FROM		
			TF-500 EQUIV.	TF-501 EQUIV.	TF-600 EQUIV.
275423	277808	—	—	—	—
277794	277799	—	—	—	—
277799	277799	277794	—	—	—
277808	277808	275423	—	—	—
279172	279321	279320	—	—	—
279320	279321	279172	—	—	—
279321	279321	279172, 279320	—	—	—

CYL. HD. ASSY.	CYL. HD. BODY ASSY.
275335	275336
279253	279254

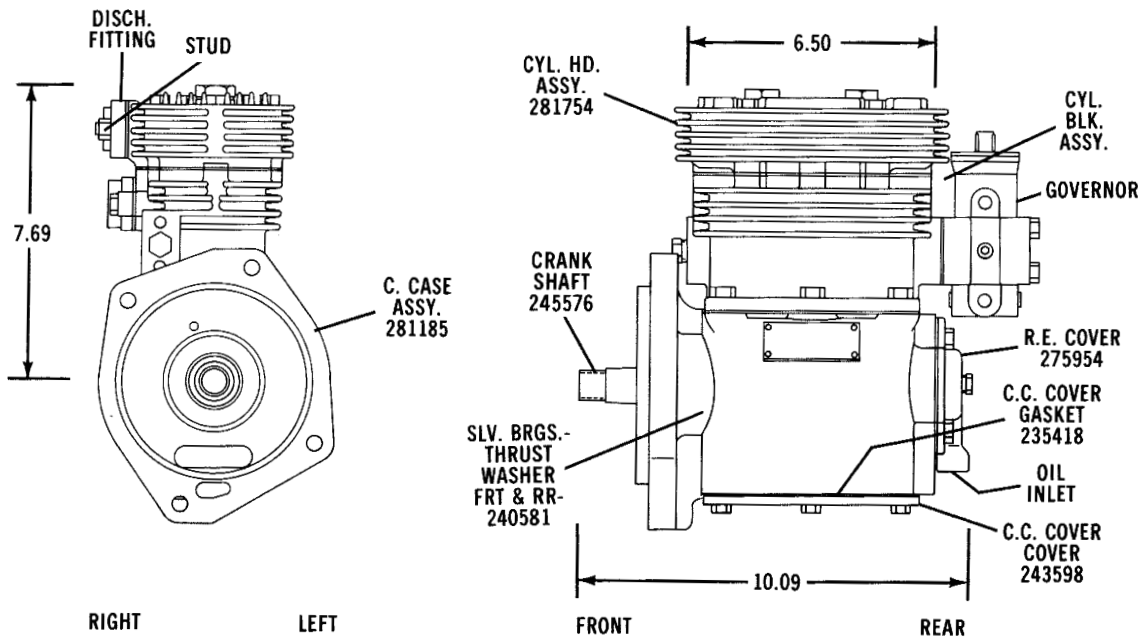
CYL. BLK. ASSY.	CYL. BLK. BODY ASSY.
277369	227619

SUB ASSY AND DETAIL REFERENCE

TF-400 COMPR. PC. NO.	CYL. HD. ASSY.	C.C. ASSY. OR C.C. BODY	CRANK- SHAFT	RECOVER GASKET OR "O" RING	BEARING TYPES		THRUST WASHERS		AIR INLET LOCATION	AIR DISCH. LOCATION	GOVERNOR LOCATION	WATER PORTS		REAR END COVER	C.C. COVER GASKET	CRANK- CASE COVER
					FRONT	REAR	FRONT	REAR				INLET 3/8	OUTLET 3/8			
275423	275335	275424	240582	240583	SLV	SLV	240581	240581	RIGHT	RIGHT	R RR	R & L RR	L FRT	275954	235418	214789
277794	275335	232316	212285	203052	BALL	BALL	—	—	RIGHT	RIGHT	R RR	L RR	L FRT	202921	—	202887
277799	275335	232316	212285	203052	BALL	BALL	—	—	RIGHT	RIGHT	R RR	L RR	L FRT	202921	—	202887
277808	275335	275424	240582	240583	SLV	SLV	240581	240581	RIGHT	RIGHT	R RR	R & L RR	L FRT	275954	235418	214789
279172	279253	275424	240582	240583	SLV	SLV	240581	240581	LEFT	TOP	L RR	R & L RR	L FRT	275954	235418	214789
279320	279253	275424	240582	240583	SLV	SLV	240581	240581	LEFT	TOP	L RR	R & L RR	L FRT	275954	235418	214789
279321	279253	275424	240582	240583	SLV	SLV	240581	240581	LEFT	TOP	L RR	R & L RR	L FRT	275954	235418	214789

PRINTED IN U.S.A.

FLANGE MOUNT — AIR COOLED



REMF. EXCH. AND CHANGEVER SELECTIONS

TF-400 COMPR. PC. NO.	STD. REMF. EXCH.	OPTIONS	CHANGEVER TO/FROM		
			TF-500 EQUIV.	TF-501 EQUIV.	TF-600 EQUIV.
281184	281184	281192, 281193	—	—	—
281192	281184	281193	—	—	—
281193	281184	281192	—	—	—
281194	281195	281196	—	—	—
281195	281195	281194, 281196	—	—	—
281196	281195	281194	—	—	—

SUB ASSY. AND DETAIL REFERENCE

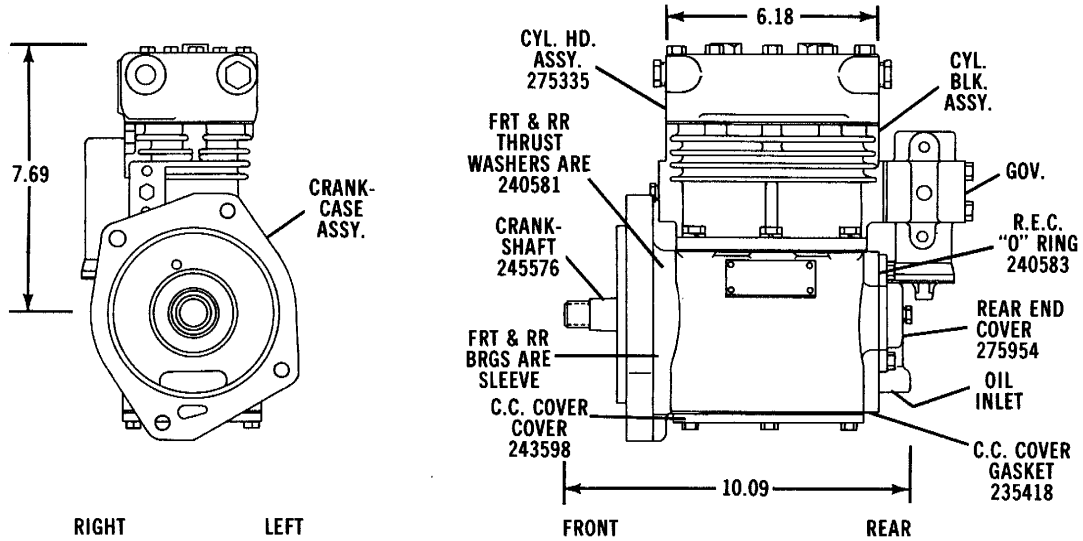
TF-400 COMPR. PC. NO.	CYL. BLK. ASSY.	STUD OR CAP SCREW	AIR INLET LOCATION	AIR STR. GASKET	AIR DISCH. LOCATION	DISCH. FITT.	GOV.	GOV. LOCATION
A281184	229903	—	RIGHT	—	RIGHT	—	276380	R RR
A281192	229903	—	RIGHT	—	RIGHT	—	276380	R RR
281193	229903	—	RIGHT	—	RIGHT	—	—	OPEN
A281194	281210	233798	LEFT	241340	LEFT	213041	276102	L RR
A281195	281210	233798	LEFT	241340	LEFT	—	276102	L RR
281196	281210	—	LEFT	—	LEFT	—	—	L RR

A—ADD STR. PLATE 238948 & TWO (2) GASKET 236170.

CYL. HD. ASSY.	CYL. BODY ASSY.
281754	281755

CYL. BLK. ASSY.	CYL. BODY ASSY.
229903	227619

**FLANGE MOUNT — WATER COOLED HEAD
AIR COOLED BLOCK**



REMF. EXCH. AND CHANGEVER SELECTIONS

TF-400 COMPR. PC. NO.	STD. REMF. EXCH.	OPTIONS	CHANGEVER TO/FROM		
			TF-500 EQUIV.	TF-501 EQUIV.	TF-600 EQUIV.
281622	281622	281624	—	—	—
281624	281622	—	—	—	—
281902	281902	282430, 282431	—	—	—
282430	281902	282431	—	—	—
282431	281902	282430	—	—	—
283526	283530	283527, 283531	—	—	—
283527	283530	283526, 283531	—	—	—
283528	283533	283532	—	—	—
283530	283530	283526, 283527, 283531	—	—	—
283531	283530	283526, 283527	—	—	—
283532	283533	283528	—	—	—
283533	283533	283528	—	—	—

CYL. HD. ASSY.	CYL. HD. BODY ASSY.
275335	275336

CYL. BLK. ASSY.	CYL. BLK. BODY ASSY.
229903	227619
281210	227619

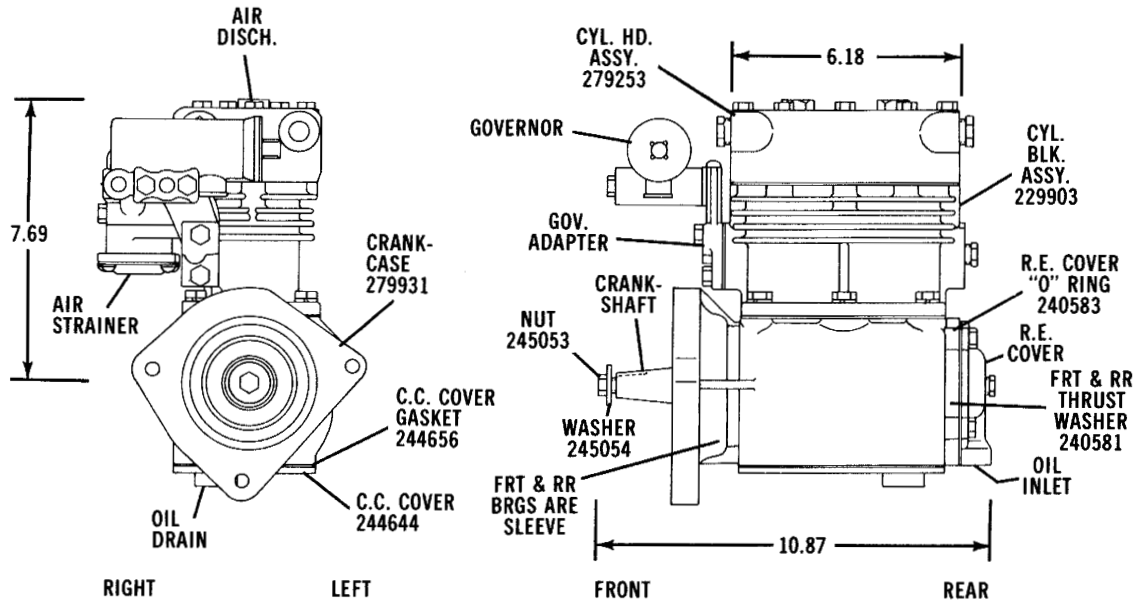
SUB ASSY. AND DETAIL REFERENCE

TF-400 COMPR. PC. NO.	CYL. BLK. ASSY.	CRANK- CASE ASSY.	STUD OR CAP SCREW	AIR INLET LOCATION	STR. GASKET	AIR DISCH. LOCATION	DISCH. FITT.	GOV.	GOV. LOCATION	WATER PORTS	
										INLET 3/8"	OUTLET 3/8"
A281622	281210	281185	233798	LEFT	241340	LEFT	213041	276380	L RR	L RR	R FRT
A281624	281210	281185	233798	LEFT	241340	LEFT	213041	276380	L RR	L FRT	L RR
281902	229903	281185	—	RIGHT	—	RIGHT	—	276380	R RR	L RR	R FRT
282430	229903	281185	—	RIGHT	—	RIGHT	—	276101	R RR	R FRT	L RR
282431	229903	281185	—	RIGHT	—	RIGHT	—	276101	R RR	L RR	R FRT
283526	229903	283534	—	RIGHT	—	RIGHT	—	276101	R RR	R FRT	L RR
283527	229903	283534	—	RIGHT	—	RIGHT	—	276380	R RR	R FRT	L RR
A283528	229903	283534	—	LEFT	241340	LEFT	213041	276103	L RR	R FRT	L RR
283530	229903	283534	—	RIGHT	—	RIGHT	—	276101	R RR	L RR	R FRT
283531	229903	283534	—	RIGHT	—	RIGHT	—	276380	R RR	L RR	R FRT
283532	281210	283534	—	LEFT	—	LEFT	—	—	L RR	OPEN	OPEN
A283533	281210	283534	233798	LEFT	—	LEFT	213041	276103	L RR	L RR	R FRT

A—ADD STRAINER PLATE 238948 & TWO (2) GASKET 236170

PRINTED IN U.S.A.

**FLANGE MOUNT — WATER COOLED HEAD
AIR COOLED BLOCK**



REMF. EXCH. AND CHANGEOVER SELECTIONS

TF-400 COMPR. PC. NO.	STD. REMF. EXCH.	OPTIONS	CHANGEOVER TO/FROM		
			TF-500 EQUIV.	TF-501 EQUIV.	TF-600 EQUIV.
279760	279988	—	—	—	—
279865	279865	279987, 280947, 281790, 283509	—	—	—
279987	279865	280947, 281790, 283509	—	—	—
279988	279988	279760	—	—	—
280947	279865	279987, 281790, 283509	—	—	—
281790	279865	279987, 280947, 283509	—	—	—
283509	279865	279897, 280947, 281790	—	—	—

CYL. HD. ASSY.	CYL. HD. BODY ASSY.
279253	279254

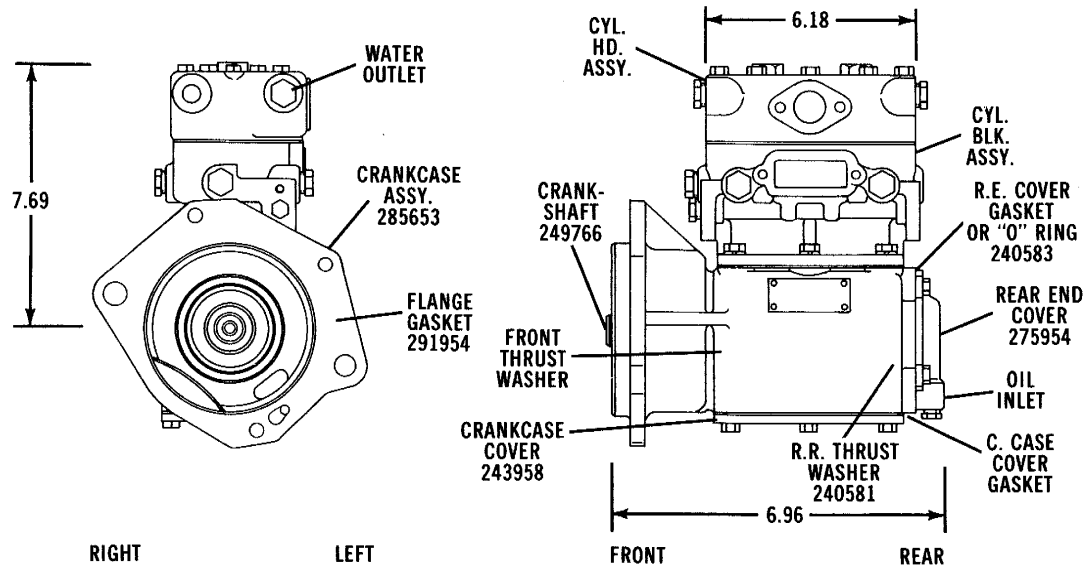
CYL. BLK. ASSY.	CYL. BLK. BODY ASSY.
229903	227619

SUB ASSY. AND DETAIL REFERENCE

TF-400 COMPR. PC. NO.	CRANK- SHAFT	AIR INLET LOCATION	STR. (S) FITTING (F) GASKET (G)	GOV.	GOV. LOCATION	WATER PORTS		REAR END COVER
						INLET 3/8	OUTLET 3/8	
AB279760	244713	RIGHT	—	276104	R FRT	L FRT	L RR	279972
B279865	245051	RIGHT	226469S	276104	R FRT	L FRT	L RR	275954
C279987	245051	RIGHT	241340G	—	PLUGGED	L FRT	L RR	275954
AB279988	244713	RIGHT	241340G	—	PLUGGED	L FRT	L RR	279972
280947	245051	RIGHT	279900S	277192	R RR	L FRT	L RR	275954
BC281790	245051	RIGHT	236676F	276104	R FRT	L FRT	L RR	275954
283509	245051	RIGHT	279900S	277192	R RR	L FRT	L RR	275954

- A—ADD TACH. DR. "O" RING 203238, C.S. ADAPTER 245503, CAP SCREW 237315, L.W. 237648
- B—ADD GOV. ADAPTER 279935 & GASKET 244641
- C—ADD STR. PLATE 238948 & TWO (2) GASKET 236170

**FLANGE MOUNT — WATER COOLED HEAD
AIR AND WATER COOLED BLOCKS**



REMF. EXCH. AND CHANGEVER SELECTIONS

TF-400 COMPR. PC. NO.	STD. REMF. EXCH.	OPTIONS	CHANGEVER TO/FROM		
			TF-500 EQUIV.	TF-501 EQUIV.	TF-600 EQUIV.
285650	285651	—	284790	—	—
285651	285651	285650	284790	—	—

CYL. HD. ASSY.	CYL. HD. BODY ASSY.
226078	226316
275335	275336

REMF. EXCH. AND CHANGEVER SELECTIONS

TF-400 COMPR. PC. NO.	STD. REMF. EXCH.	OPTIONS	CHANGEVER TO/FROM		
			TF-500 EQUIV.	TF-501 EQUIV.	TF-600 EQUIV.
288297	289541	288313	—	—	—
288313	289541	288297	—	—	—
289541*	289541	288297, 288313	—	—	—

CYL. BLK. ASSY.	CYL. BLK. BODY ASSY.	COOLING
(1)229901	227445	WATER
(2)229903	227619	AIR

SUB ASSY AND DETAIL REFERENCE

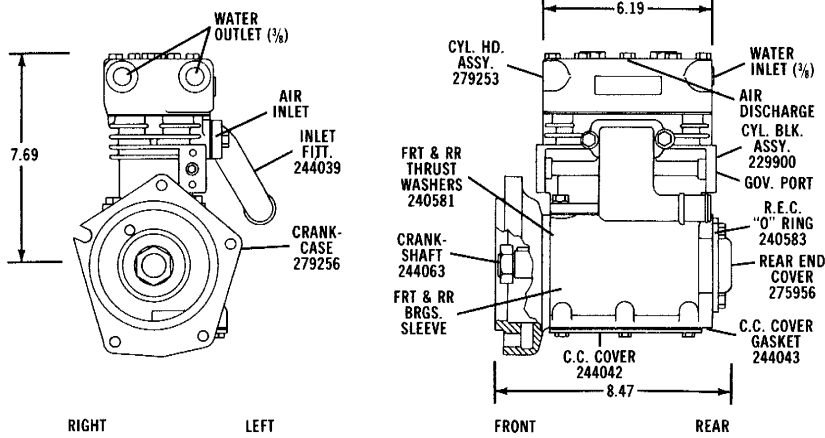
TF-400 COMPR. PC. NO.	CYL. HD. ASSY.	CYL. BLK. ASSY.	BEARING TYPES		STUD OR CAP SCREW	THRUST WASHER (FRONT)	AIR INLET LOCATION	AIR STR. GASKET	AIR DISCH. LOCATION	GOV. LOCATION	WATER PORTS		C.C. COVER GASKET
			FRONT	REAR							INLET $\frac{3}{8}$	OUTLET $\frac{3}{8}$	
A285650	275335	229903(2)	SLEEVE	SLEEVE	233798	240581	LEFT	241340	LEFT	PLUGGED	L RR	R FRT	235418
A285651	275335	229903(2)	SLEEVE	SLEEVE	233798	240581	LEFT	241340	LEFT	PLUGGED	L RR	R FRT	235418
A288297	226078	229901(1)	BALL	SLEEVE	—	—	LEFT	241340	LEFT	PLUGGED	RIGHT	R FRT	292332
A288313	226078	229901(1)	BALL	SLEEVE	—	—	LEFT	241340	LEFT	PLUGGED	RIGHT	R FRT	292332
289541*	—	—	—	—	—	—	LEFT	—	LEFT	OPEN	OPEN	OPEN	—

A—ADD STRAINER PLATE 238948 & TWO (2) GASKET 236170

*REMF. EXCH. PC. NOS.

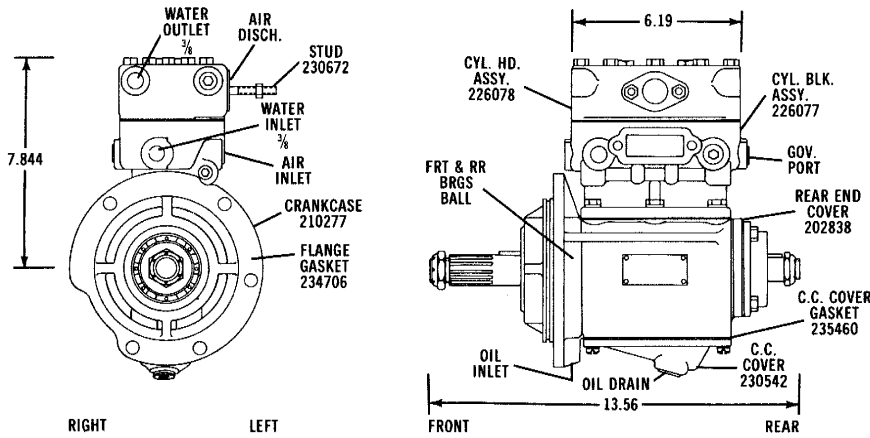
PRINTED IN U.S.A.

**FLANGE MOUNT — WATER COOLED HEAD
AIR COOLED BLOCK**



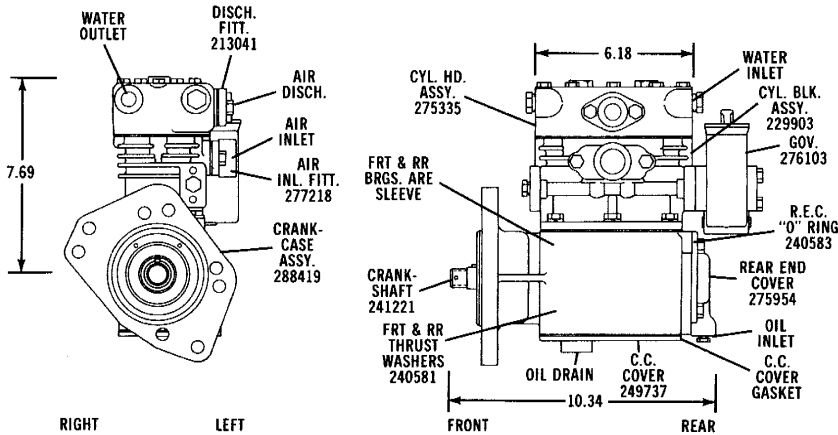
PC. NO. 279248

FLANGE MOUNT — WATER COOLED — THRU DRIVE



PC. NO. 227001

**FLANGE MOUNT — WATER COOLED HEAD
AIR COOLED BLOCK**



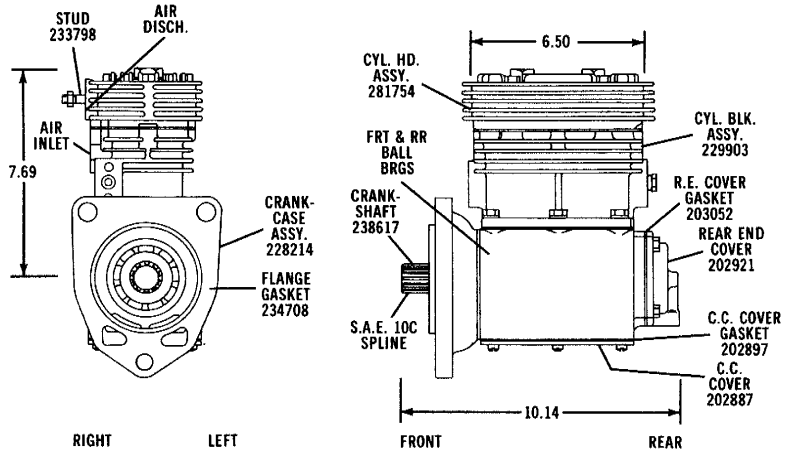
PC. NO. 289400

REMFR. EXCH. AND CHANGEOVER SELECTIONS

TF-400 COMPR. PC. NO.	STD. REMFR. EXCH.	OPTIONS	CHANGEOVER TO/FROM		
			TF-500 EQUIV.	TF-501 EQUIV.	TF-600 EQUIV.
227001	227001	—	—	—	—
279248	279248	—	—	—	—
289388	289388	SUP. BY 289400	—	—	—
289400	289400	289388	—	—	—

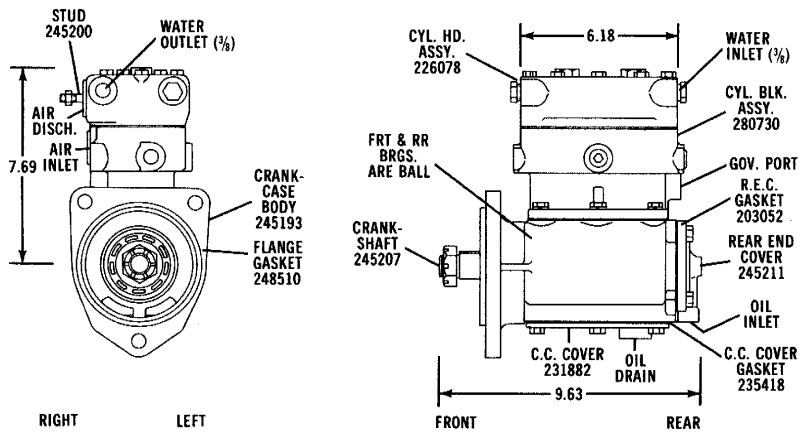
MACK FLANGE — AIR COOLED

PC. NO. 228203



FLANGE MOUNT — WATER COOLED

PC. NO. 280729

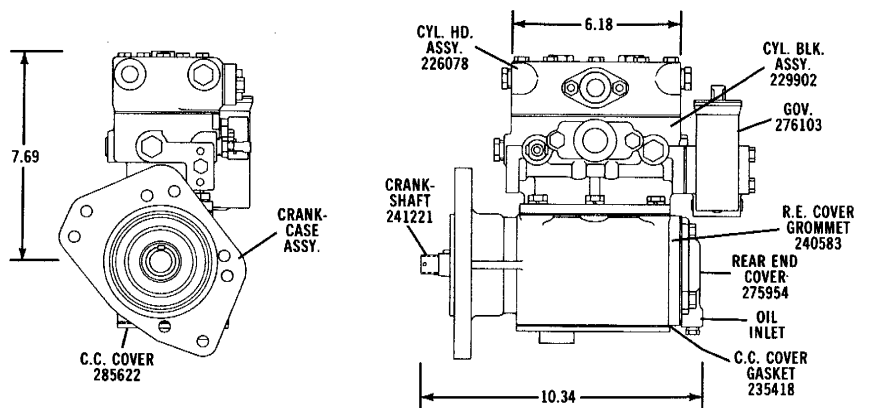


FLANGE MOUNT — WATER COOLED

PRINTED IN U.S.A.

TF-400 COMPR. PC. NO.*	CRANK- CASE ASSY.	C.C. BODY	HD. STUD
285617	285618	249732	233798
288418	288419	291837	—

*THESE PC. NOS. OBSOLETE — SUPERSEDED BY 289400 ON PG. 38.



REMFR. EXCH. AND CHANGEOVER SELECTIONS

TF-400 COMPR. PC. NO.	STD. REMFR. EXCH.	OPTIONS	CHANGEOVER TO/FROM		
			TF-500 EQUIV.	TF-501 EQUIV.	TF-600 EQUIV.
228203	228203	—	—	—	—
280729	280729	—	—	—	—
285617	285617	—	—	—	—
288418	288418	—	—	—	—

THIS CATALOG SECTION (PAGES 01-C-1 THRU 01-C-43)
SUPERSEDES CATALOG BOOKLET 01-C-1 PRINTED 2/76.