

The relay valve is primarily used on long wheel base vehicles to apply and release rear axle(s) service or parking brakes.

It is an air operated, graduating directional control valve of high capacity and fast response. Upon receipt of signal pressure from the service brake valve, the relay valve will graduate, hold and release air pressure from the brake chambers to which it is connected.

The relay valve is used to balance the time of brake applications on heavy duty vehicles. They are especially needed where large volumes of air are required or long service lines cause the capacity of the brake valve to be exceeded.

Relay valves can be remote or reservoir mounted and differ primarily in the design.

The piston operated R-14 is available with either vertical or horizontal delivery ports for convenient frame mounting on truck/tractors. The unique anticomponding feature, located above the service port, permits the R-14 to be used conveniently to control spring brakes as well as service brakes. The R-14 can be used to replace the Bendix R-8 relay valve, or any competitive relay valve utilizing the anti-compound feature.

For service/maintenance information, see Service Data Sheet SD-03-31.

MAINTENANCE KIT IS PC. NO. 102802.

WEIGHT - 2.25 LBS.

VMRS. NO. IS 13-010-009.

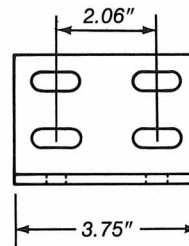
DEVICE CODE IS 1064.

Maintenance Kit 102802 consists of:

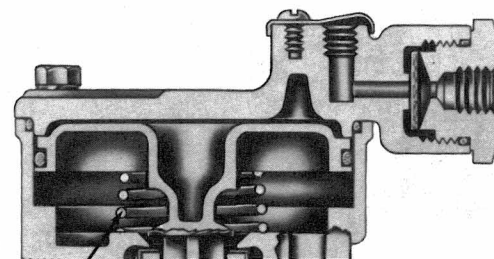

Key No.	Qty.	Description
1	1	O-Ring
2	1	O-Ring
3	1	Valve Retainer
4	1	Inlet & Exhaust Valve
5	1	Valve Spring
6	1	Retaining Ring
7	1	Exhaust Cover Complete
8	1	O-Ring
9	1	O-Ring
10	1	Diaphragm
11	1	O-Ring

R-14 Vertical Service Replacement Pc. No.	Crack Pressure P.S.I.	Mounting Bracket Pc. No.	Differential Spring Pc. No.
103028	4	296010	—
103833	7.5	296010	297991
106313	5.5	296010	296340

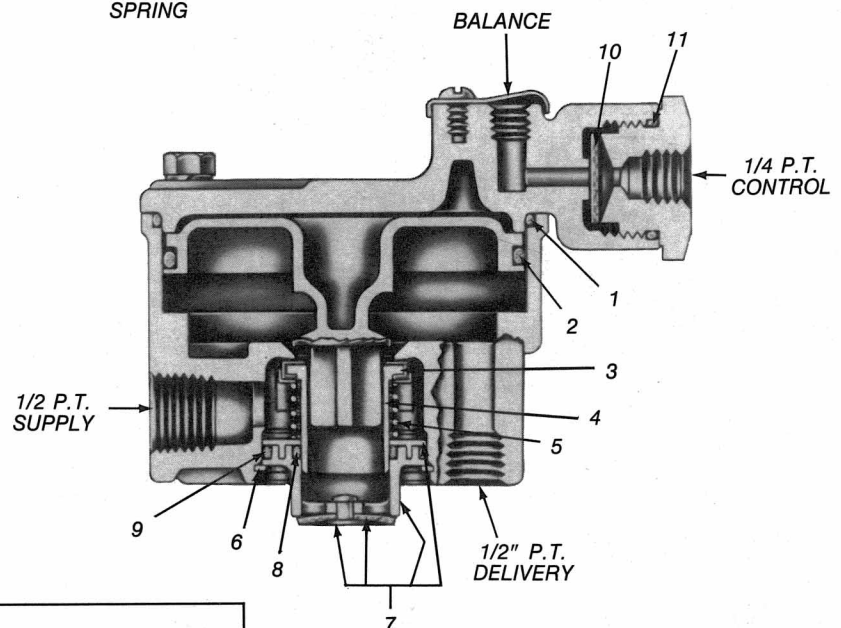
Mounting Bracket



**PC. NO.
296010
(UNIVERSAL)**

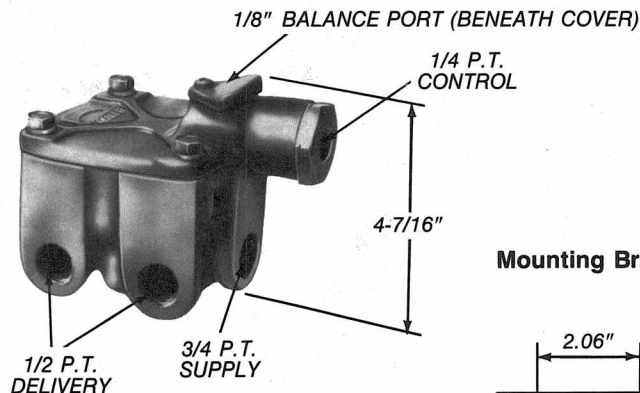


**DIFFERENTIAL
SPRING**

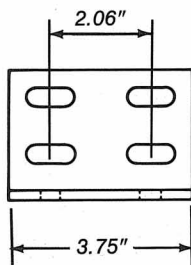


Reducer bushings may be required to facilitate changeover. See page 07-A-4 for piece numbers.

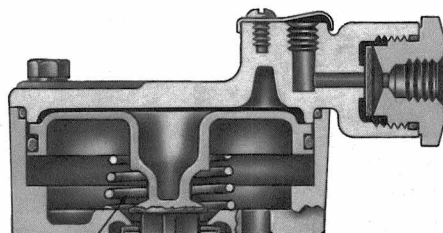
CRACK PRESSURE IS THE AMOUNT OF CONTROL PRESSURE REQUIRED BY THE VALVE TO INITIATE AIR DELIVERY.



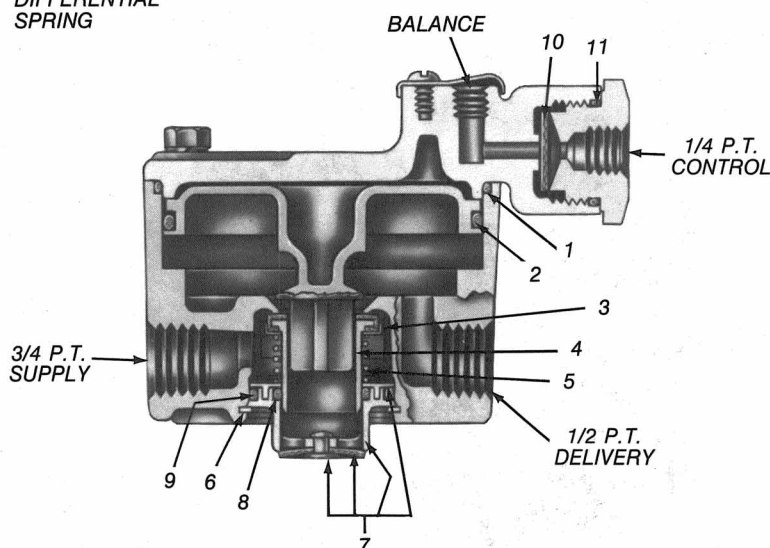
Mounting Bracket



Pc. No.
296010
(Universal)



DIFFERENTIAL SPRING



The relay valve is primarily used on long wheel base vehicles to apply and release rear axle(s) service or parking brakes.

It is an air operated, graduating directional control valve of high capacity and fast response. Upon receipt of signal pressure from the service brake valve, the relay valve will graduate, hold and release air pressure from the brake chambers to which it is connected.

The relay valve is used to balance the time of brake applications on heavy duty vehicles. They are especially needed where large volumes of air are required or long service lines cause the capacity of the brake valve to be exceeded.

Relay valves can be remote or reservoir mounted and differ primarily in the design.

The piston operated R-14 is available with two horizontal delivery and supply ports for convenient frame mounting on truck/tractors. The unique anti-compounding feature, located above the service port, permits the R-14 to be used conveniently to control spring brakes as well as service brakes. The R-14 can be used to replace the Bendix R-8 relay valve, or any competitive relay valve utilizing the anti-compound feature.

For service/maintenance information, see Service Data Sheet SD-03-31.

MAINTENANCE KIT IS PC. NO. 102802.

WEIGHT - 2.25 LBS.

VMRS. NO. IS 13-010-009.

DEVICE CODE IS 1064.

Maintenance Kit 102802 consists of:

Key No.	Qty.	Description
1	1	O-Ring
2	1	O-Ring
3	1	Valve Retainer
4	1	Inlet & Exhaust Valve
5	1	Valve Spring
6	1	Retaining Ring
7	1	Exhaust Cover Complete
8	1	O-Ring
9	1	O-Ring
10	1	Diaphragm
11	1	O-Ring

R-14 Horizontal Service Replacement Pc. No.	Crack Pressure P.S.I.	Mounting Bracket Pc. No.	Differential Spring Pc. No.
103010	4	296010	—
103139	10	296010	294873
103294	5.5	296010	296340
103834	4	296010	—
103835	7.5	296010	297991
104345	5	296010	297179
104574	4	296007	—

Reducer bushings may be required to facilitate changeover. See page 07-A-4 for piece numbers.

CRACK PRESSURE IS THE AMOUNT OF CONTROL PRESSURE REQUIRED BY THE VALVE TO INITIATE AIR DELIVERY.